

12-2001

iA aprender Espaiiol!

Amanda Simy Rieckenberg

Follow this and additional works at: http://opensiuc.lib.siu.edu/uhp_theses

Recommended Citation

Rieckenberg, Amanda Simy, "iA aprender Espaiiol!" (2001). *Honors Theses*. Paper 161.

This Dissertation/Thesis is brought to you for free and open access by the University Honors Program at OpenSIUC. It has been accepted for inclusion in Honors Theses by an authorized administrator of OpenSIUC. For more information, please contact opensiuc@lib.siu.edu.



¡A aprender Español!

Producido por

**Amanda Simy Rieckenberg
Fall 2001**

I. Objetivo

Este proyecto contiene una compilación de materiales listos para usar en las clases de kindergarten al 2^{ndo} grado de primaria, con el propósito de enseñar el idioma español a personas que hablan otra lengua. La información del contenido es concreta para facilitar el estudio y entendimiento de los alumnos que están aprendiendo el español. Los materiales adquiridos van a ayudar a los alumnos a identificar, reconocer, leer, y comprender vocabulario en español. Al mismo tiempo los estudiantes van a practicar el vocabulario ya aprendido. Finalmente, es mi propósito exponer a los alumnos al idioma español y establecer una base en su camino a aprender el idioma.

II. Contenido

Unidad 1

- **El alfabeto (el abecedario)**
- **Los números 1-10**
- **Los colores**
- **Las formas**

Unidad 2

- **Las vocales**
- **Los animals**
- **En el campo**
- **El cuerpo**

Unidad 3

- **Mi familia**
- **La clase**
- **El género de los nombres: Masculino y Femenino**

Unidad 4

- **Los saludos**

- Los días de la semana
- Los meses del año
- Las estaciones

Unidad 5

- Las frutas
- Las vegetales

Unidad 6

- Los números 11-100
- ¿Cuántos hay?

Unidad 7

- La casa
- El verbo TENER

Unidad 8

- Las comidas
- El verbo GUSTAR

Unidad 9

- La ropa
- La hora / el tiempo

III. Referencias

- Libros

- Biblioteca infantil de Britannica. Números
- Rius, Maria. Las cuatro estaciones: El verano
- Ada, Alma Flor. Gathering the Sun: An alphabet in Spanish and English*
- Biblioteca infantil Britannica. ¿Qué hora es?
- Mora, Pat. Uno, Dos, Tres: One, Two, Three

* Bilingue

- Otras referencias

- Belisle-Chatterjee, Ava; Tibensky, Linda West; and Martínez-Cruz, Abraham. ¡Hola! Viva el español
- Robillard, Veronica. 15 Reproducible Spanish Write-and-Read Books
- Instructional Fair, Inc. 100 Reproducible Activities Spanish Elementary

- Internet

- <http://www.dltk-kids.com>
- <http://www.teachersdiscover.com>

Unidad

1

UNIDAD 1

¿Cómo lo dices?

Nombre _____

¡APRENDE




The Spanish alphabet is almost like the one you know in English. The sounds that the letters stand for are not the same. But in most cases, the letters are written the same way.

One of the letters stands for a special sound. This letter is different from the ones you know. Look at the alphabet below and circle the letter that is different.

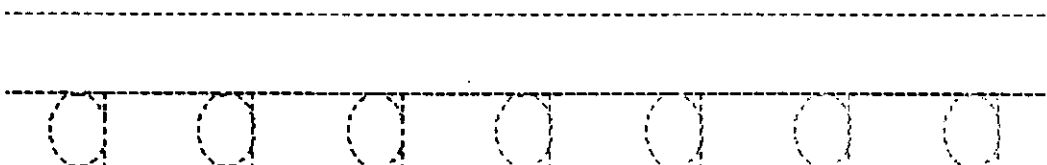
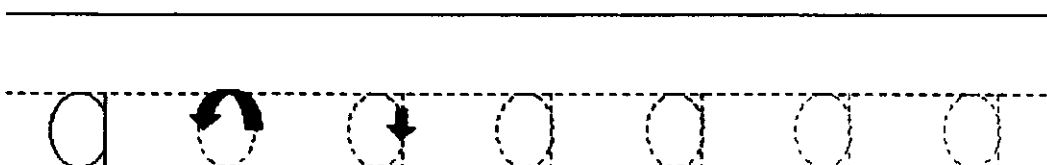
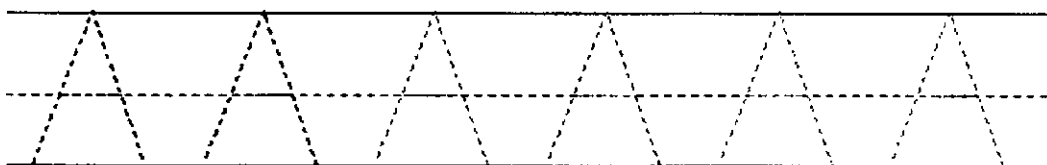
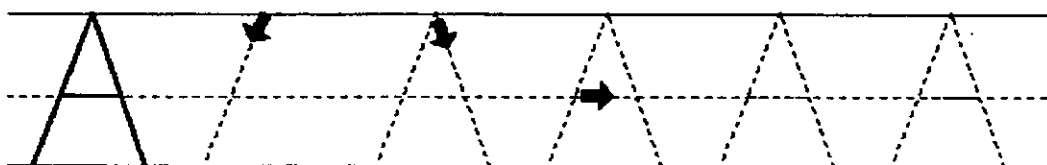
El alfabeto en español

A, a	H, h	Ñ, ñ	U, u
B, b	I, i	O, o	V, v
C, c	J, j	P, p	W, w
D, d	K, k	Q, q	X, x
E, e	L, l	R, r	Y, y
F, f	M, m	S, s	Z, z
G, g	N, n	T, t	

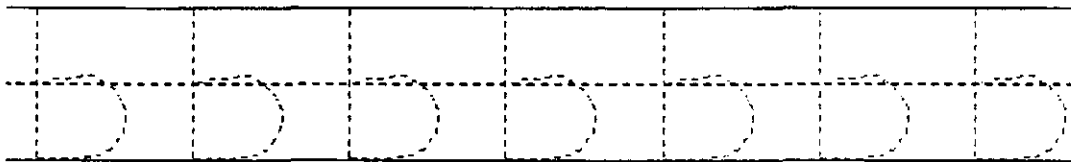
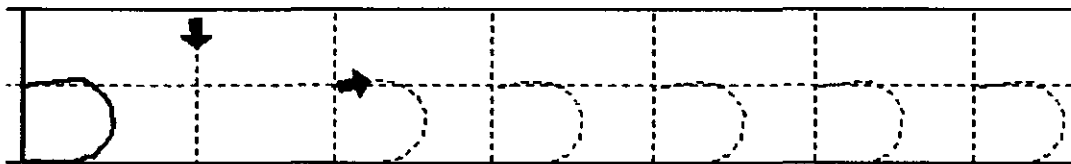
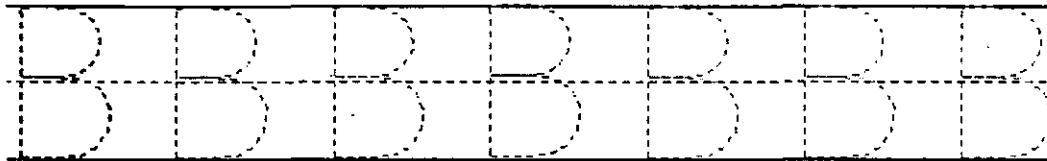
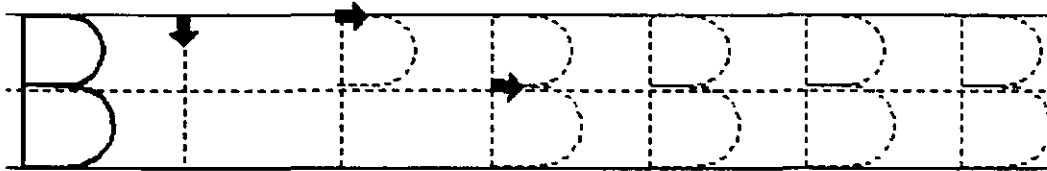


Aa

la abeja





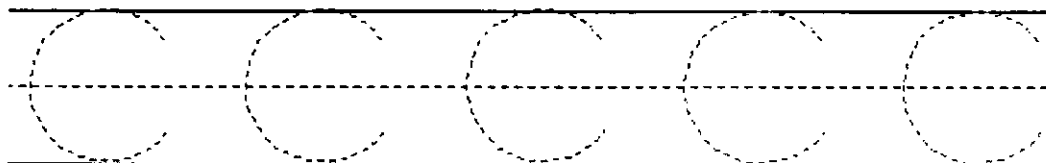
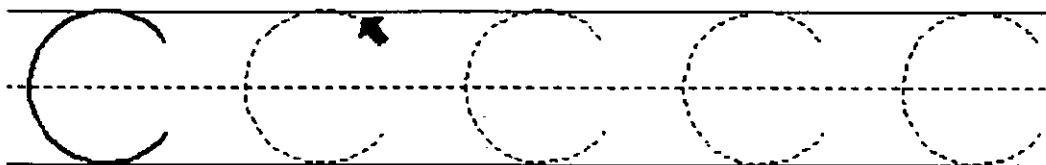
Bb
el búho






Cc

el caballo



CH ch
el chimpancé



CH CH CH CH

CH CH CH CH

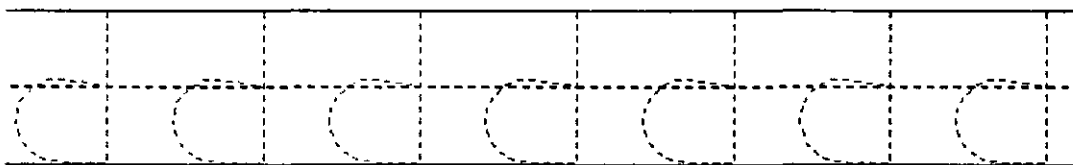
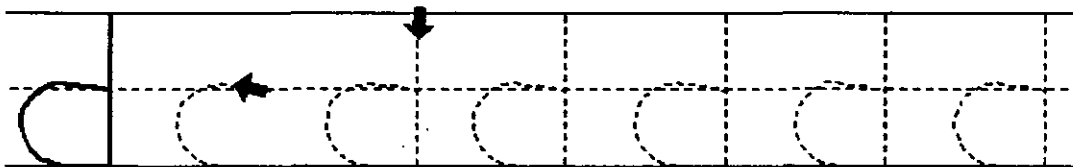
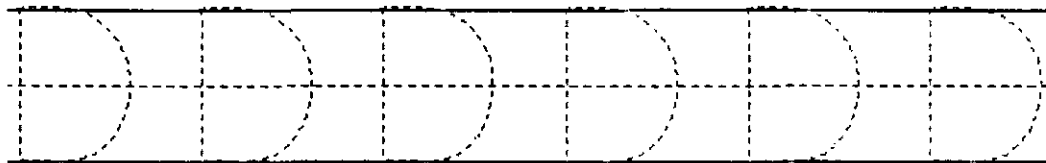
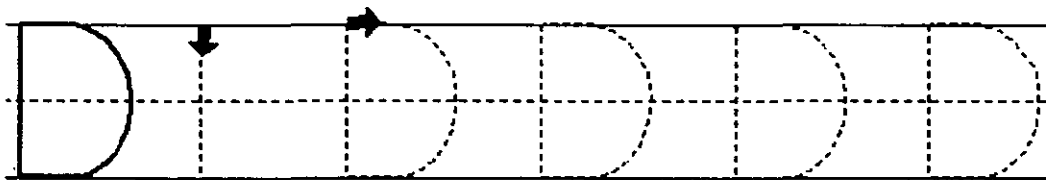
ch ch ch ch


ch ch ch ch



Dd

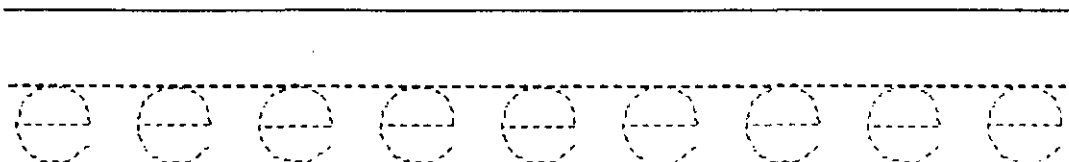
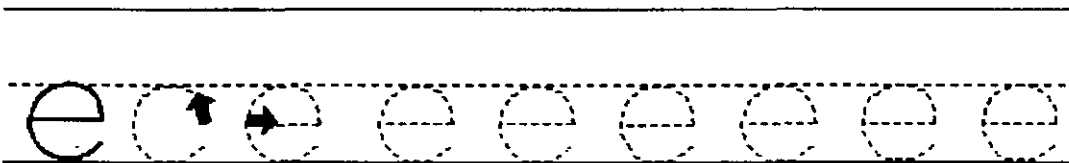
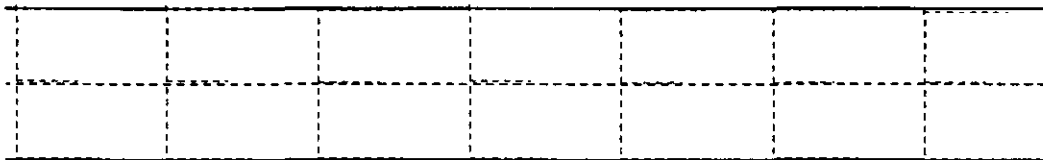
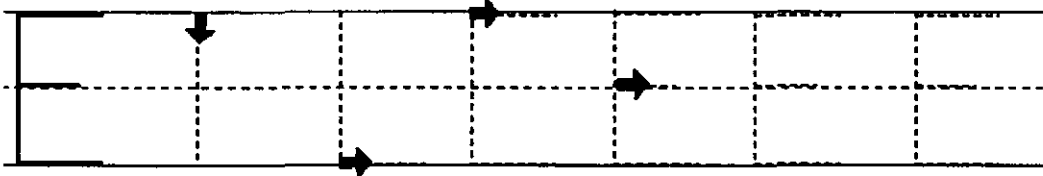
el dinosaurio






Ee

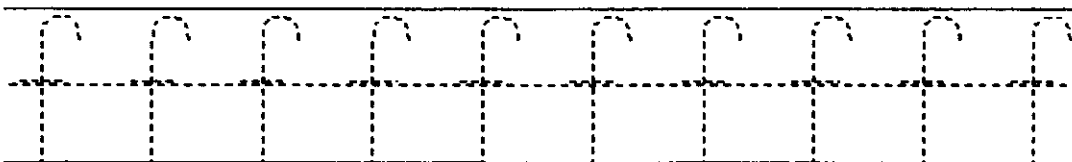
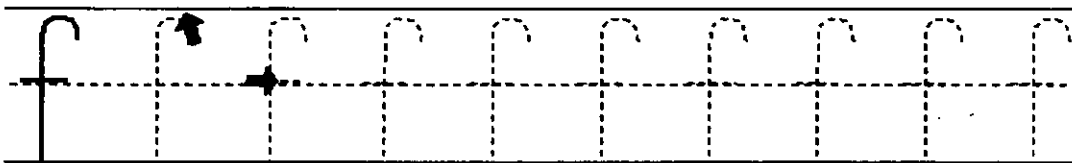
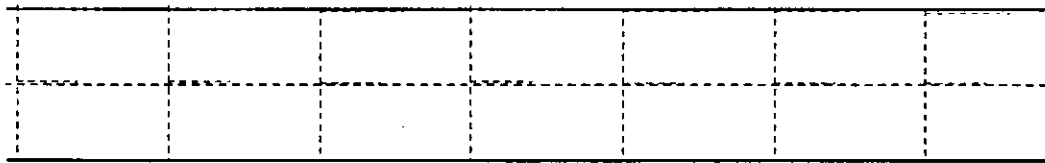
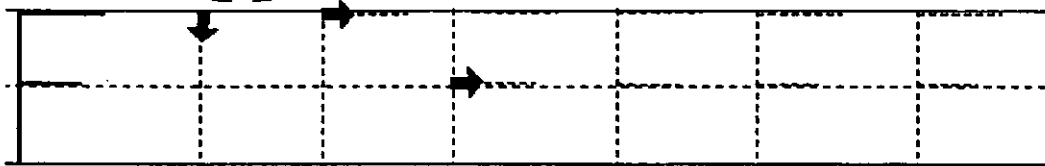
el elefante





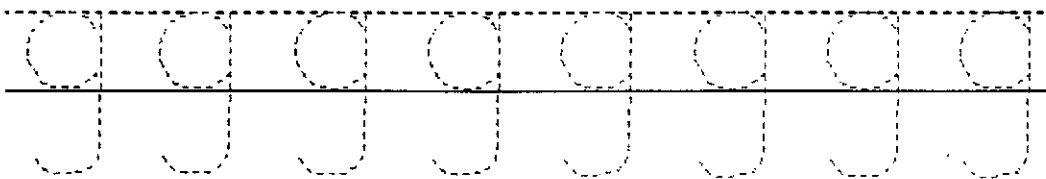
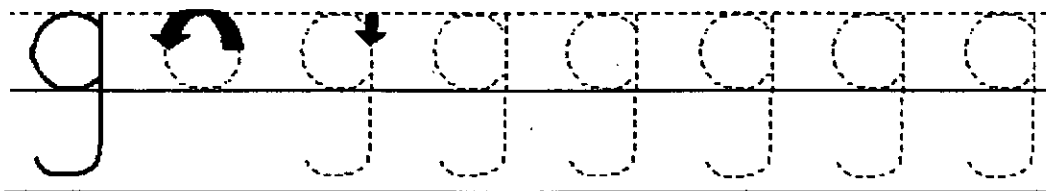
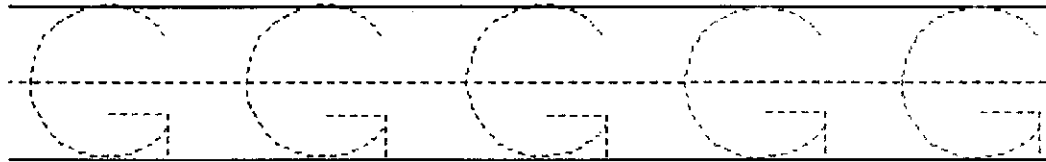
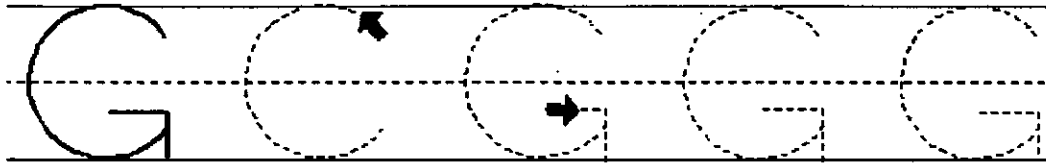

Ff


la foca



Gg

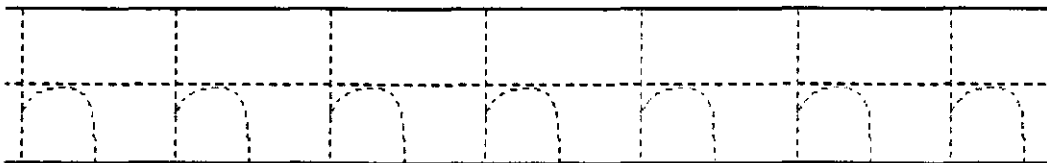
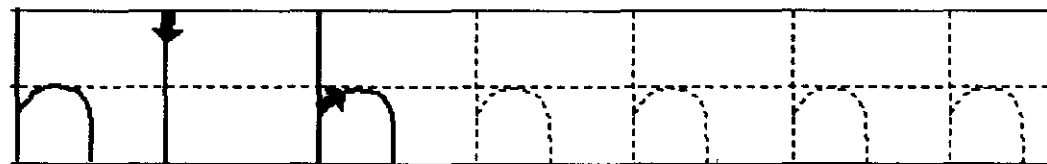
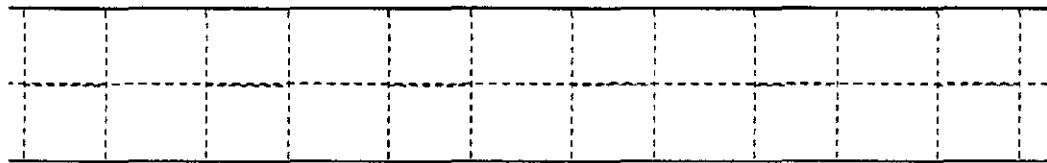
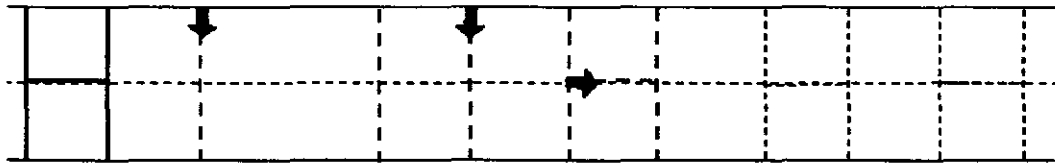
el gato






Hh

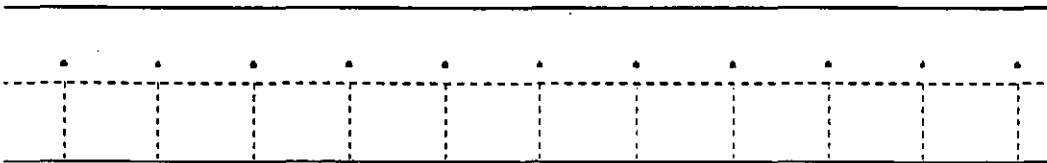
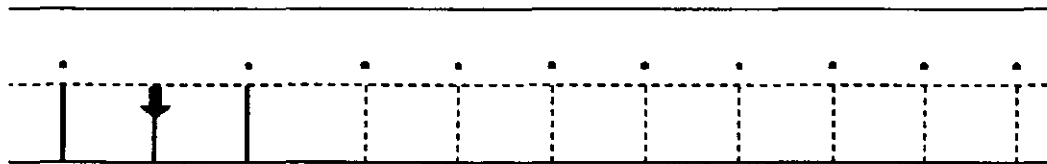
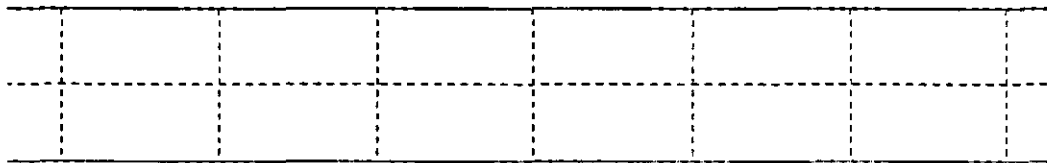
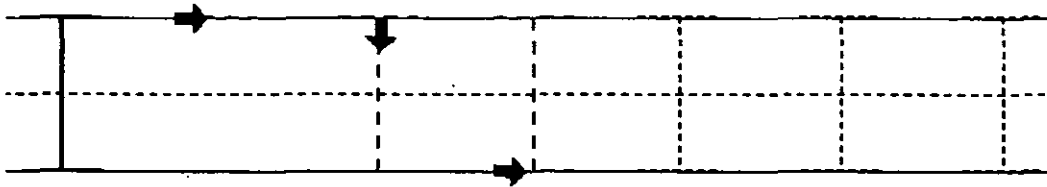
el hipopótamo



ii



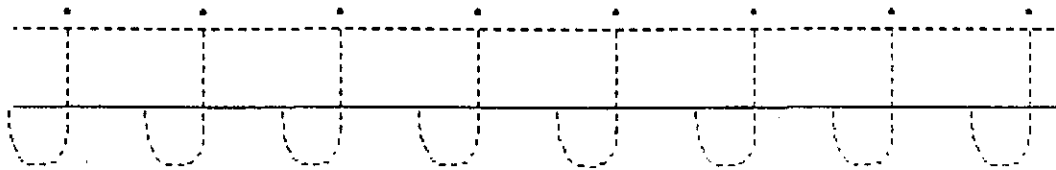
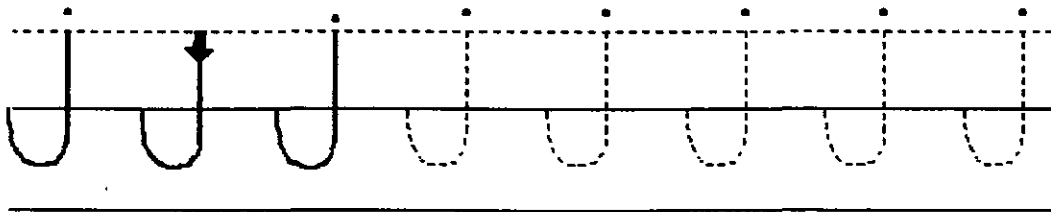
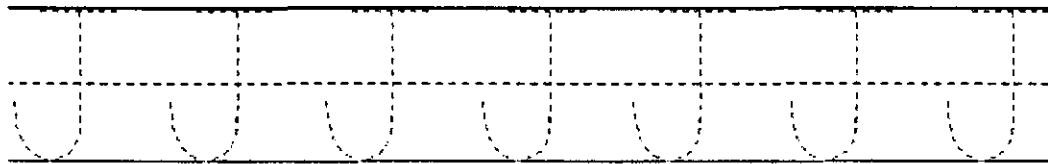
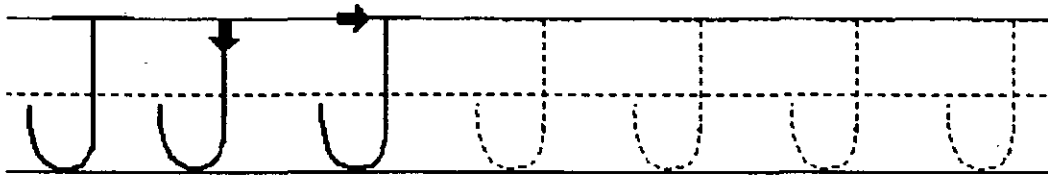
la iguana




Jj



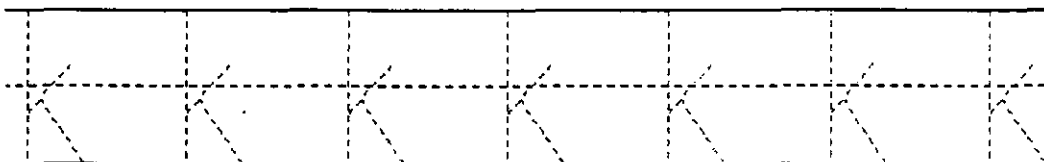
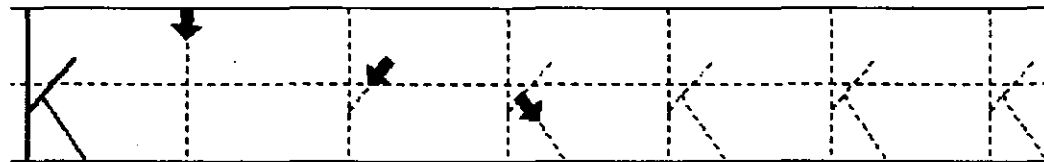
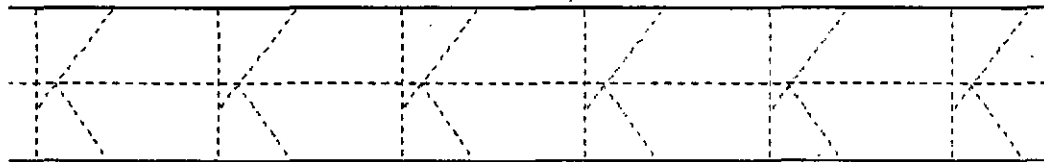
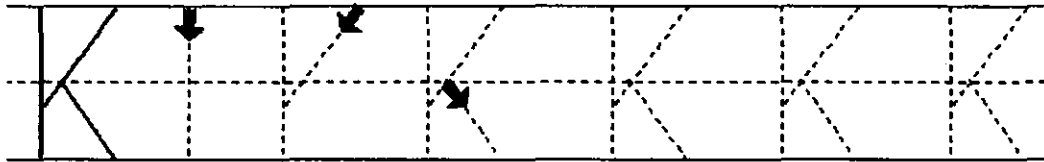
la jirafa





Kk

el koala





LI


el león

--	--	--	--	--	--

--	--	--	--	--	--

--	--	--	--	--	--

--	--	--	--	--	--



LI II


la llama

--	--	--	--	--	--	--	--	--	--

--	--	--	--	--	--	--	--	--	--


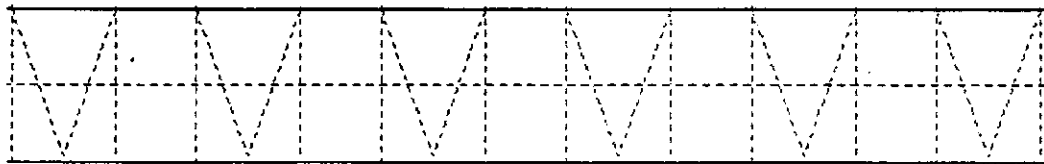
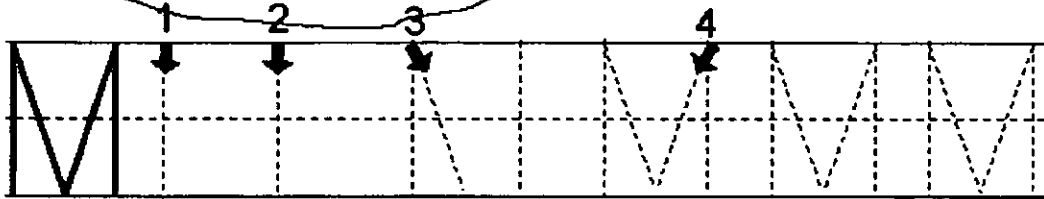
--	--	--	--	--	--	--	--	--	--

--	--	--	--	--	--	--	--	--	--



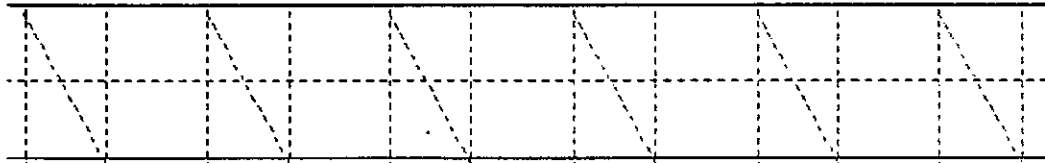
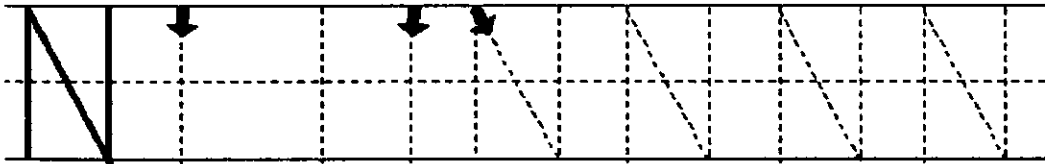

Mm

la morsa


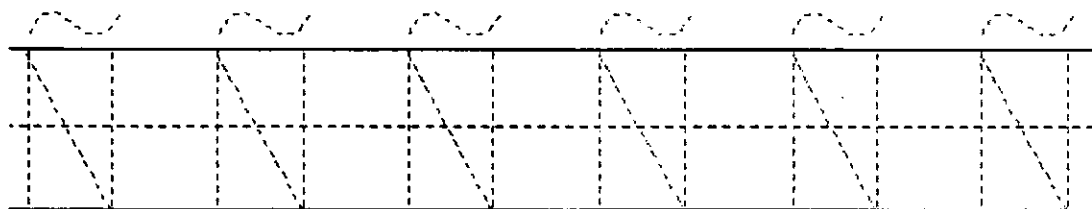
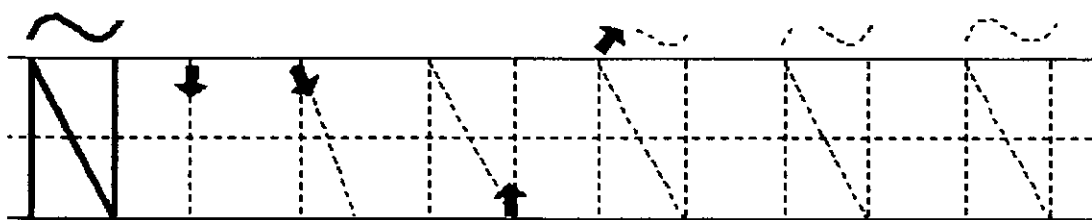




Nn

la nutria



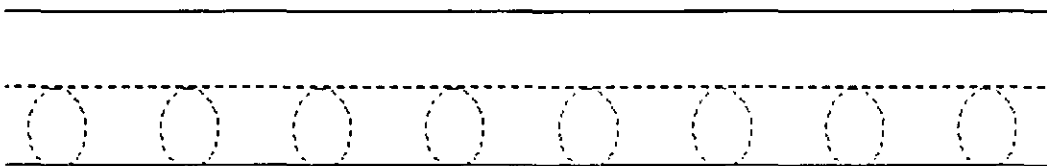
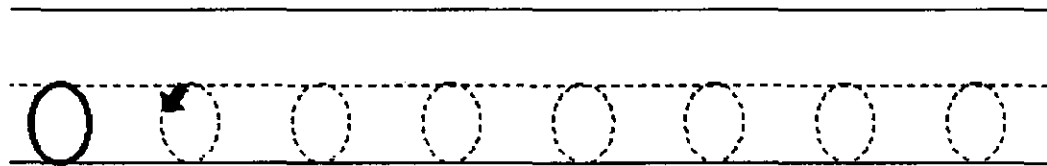
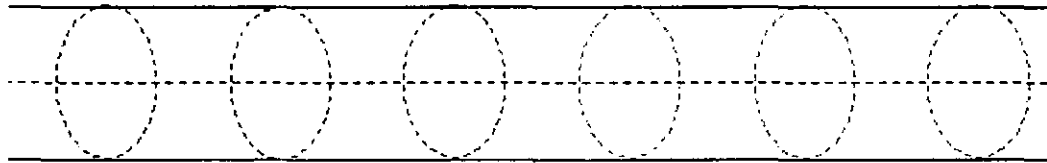
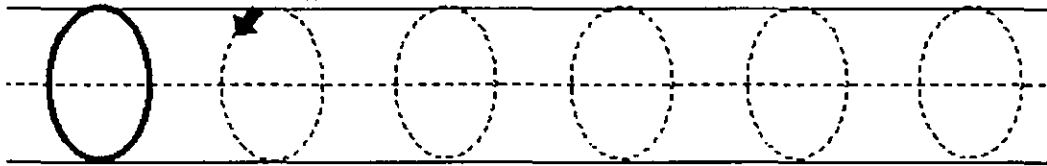
Nñ
el ñu



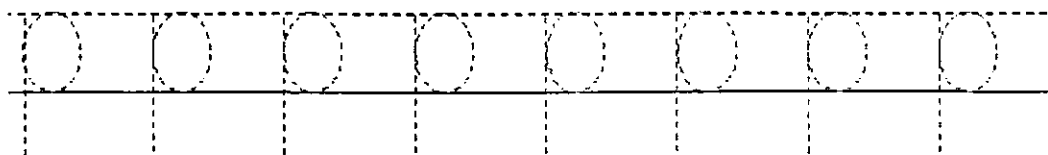
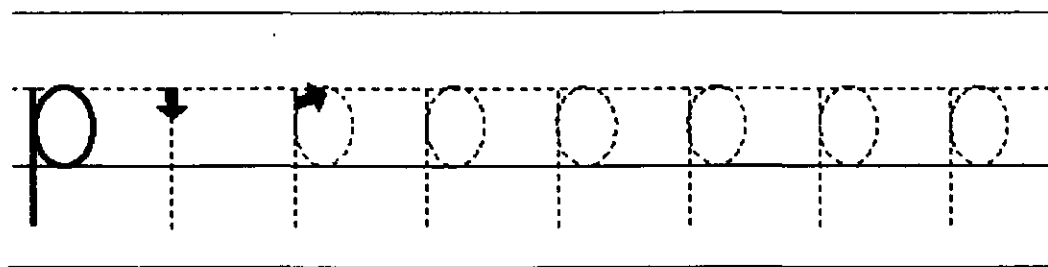
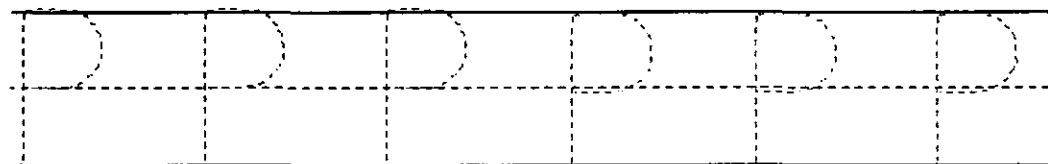
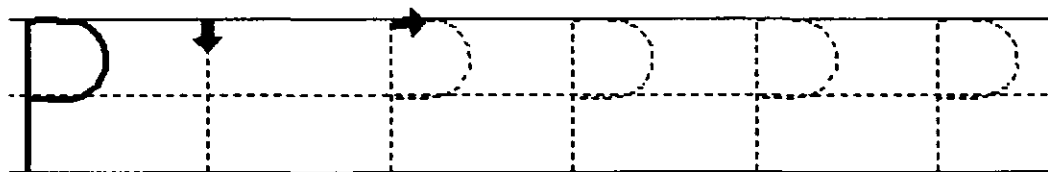




Oo

el oso



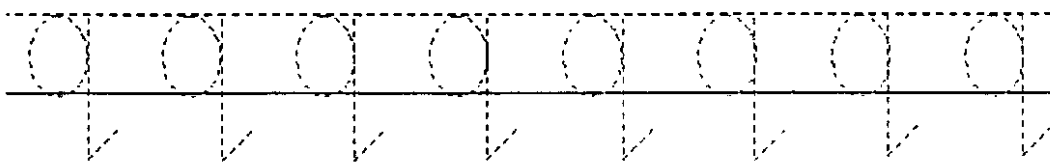
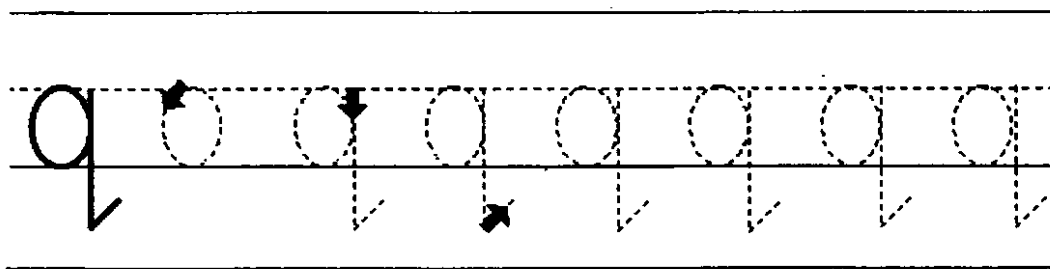
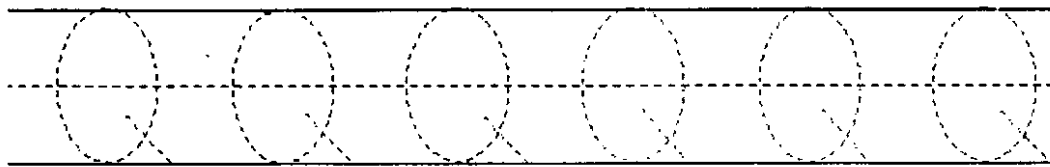
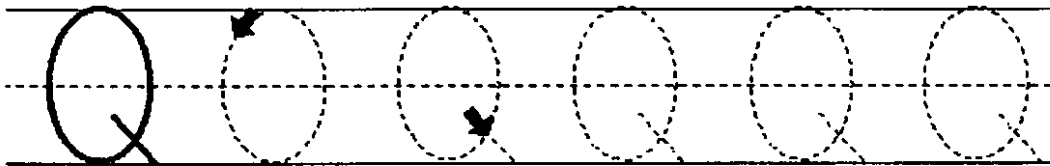
Pp
el pulpo





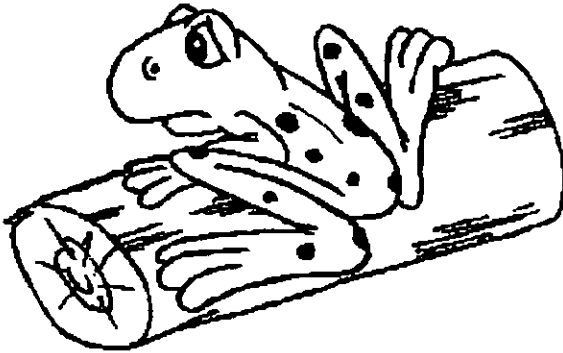
Qq

el quetzal



Rr

la rana




R R R R R R R R

R R R R R R R R

r r r r r r r r

r r r r r r r r



Ss


la serpiente

S S S S S S S

S S S S S S S

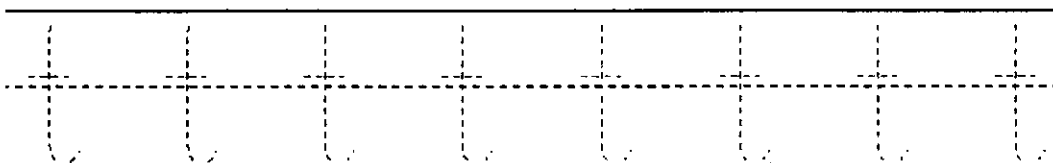
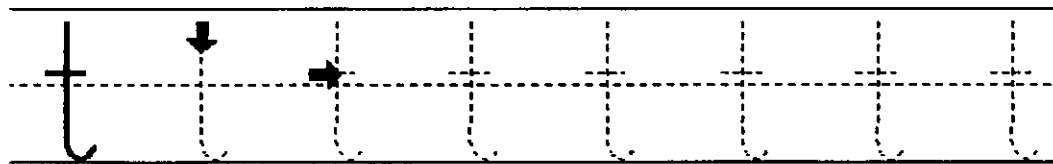
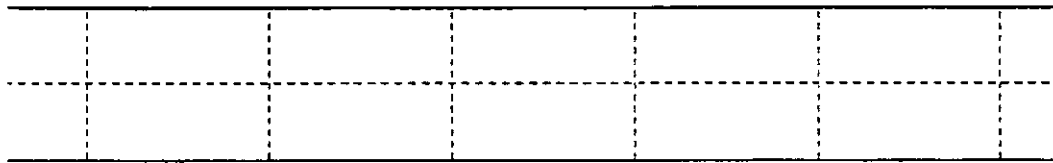
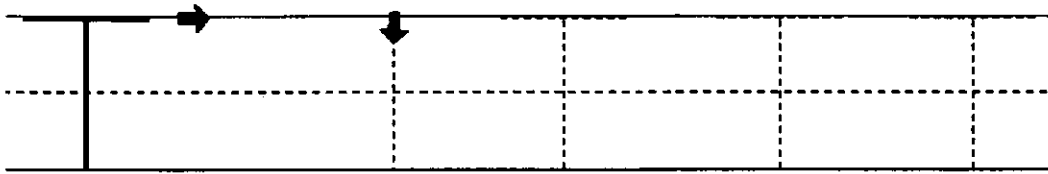
S S S S S S S S


S S S S S S S S



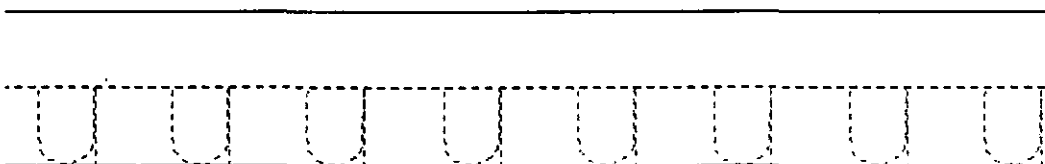

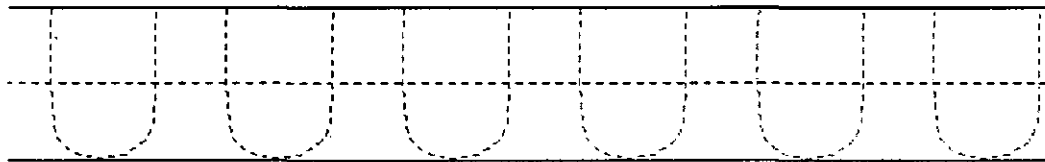
Tt


el tiburón





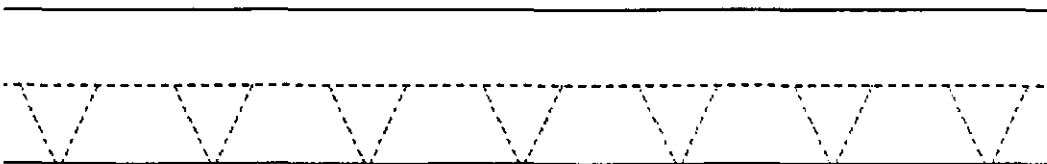
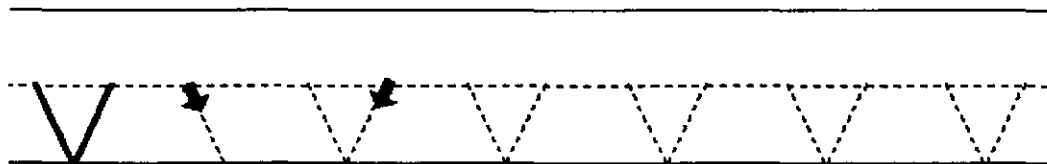
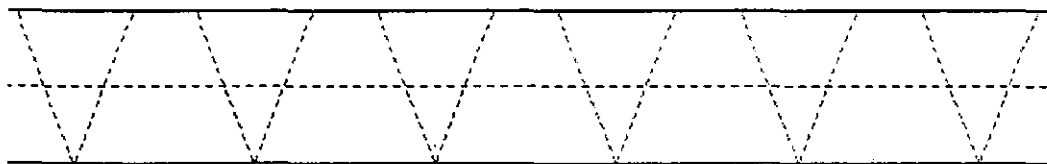
Uu
el unicornio





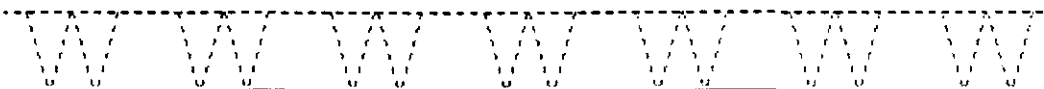
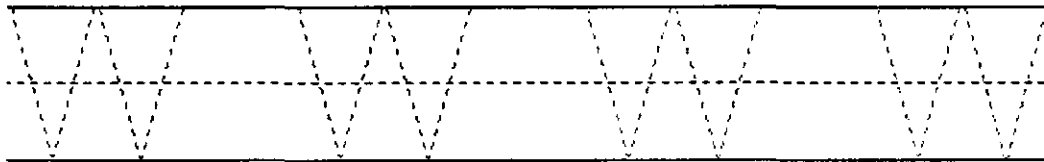
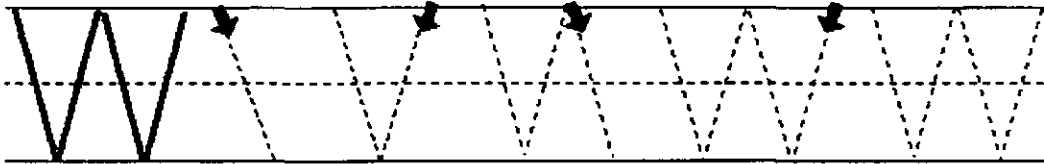
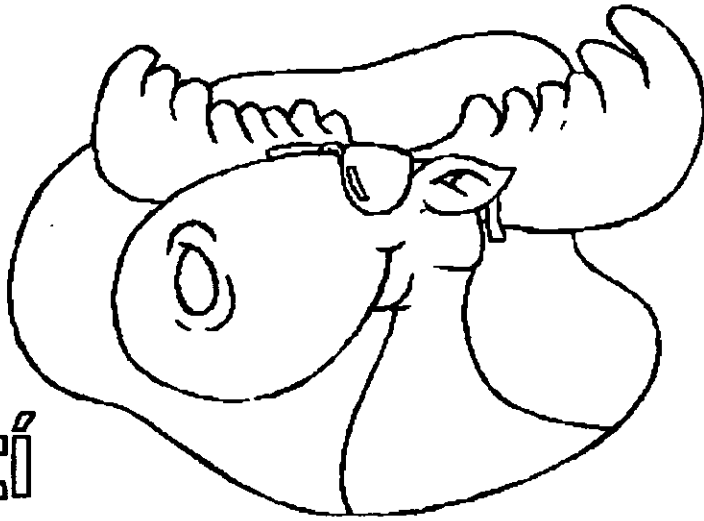
Vv

la vaca



Ww

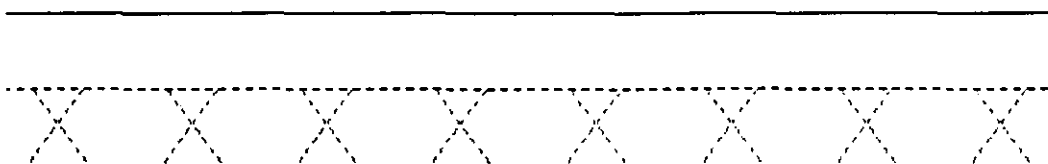
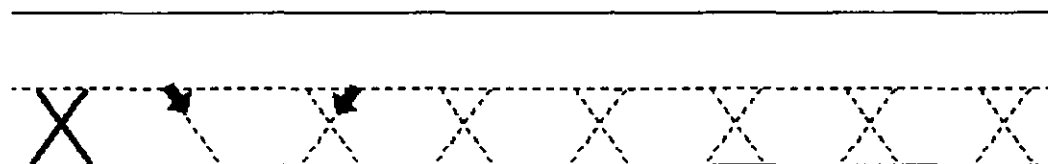
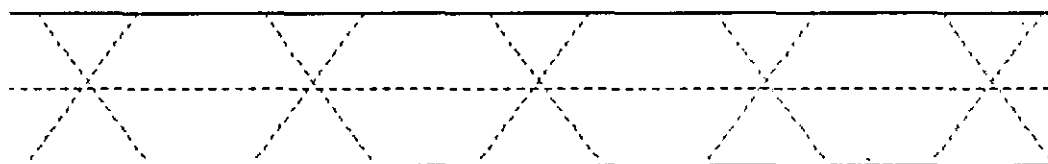
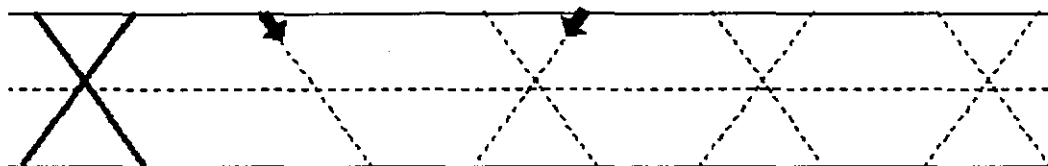
el wapití





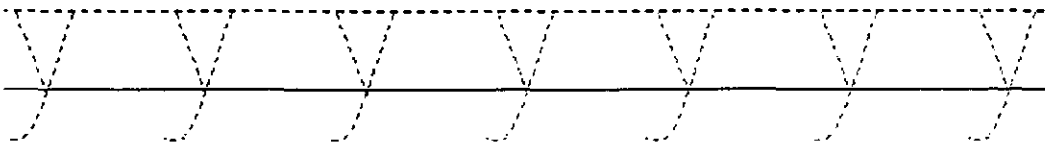
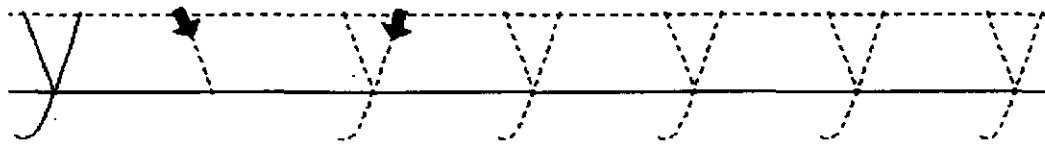
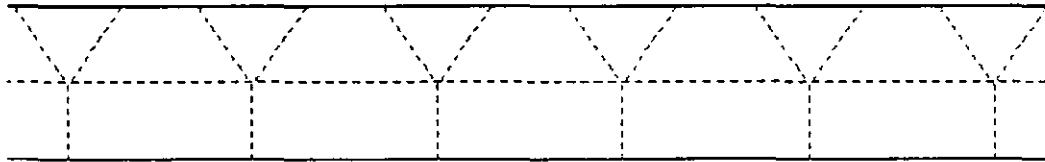
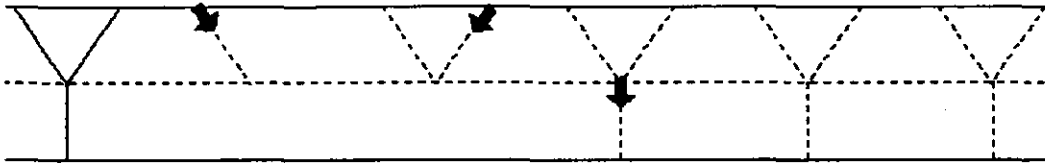

Xx

el xilócopo



Yy

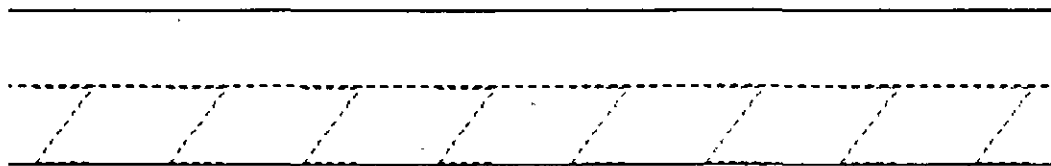
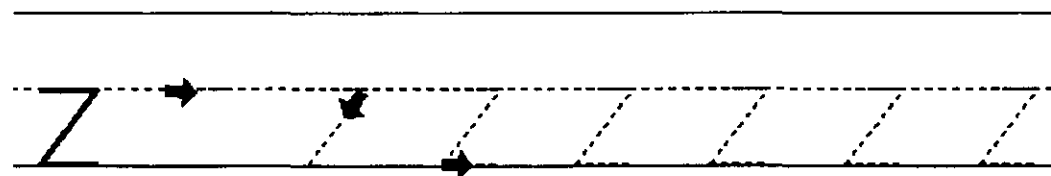
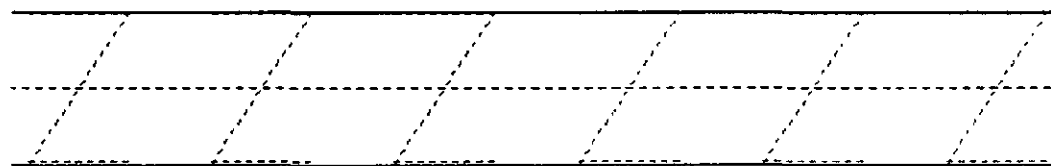
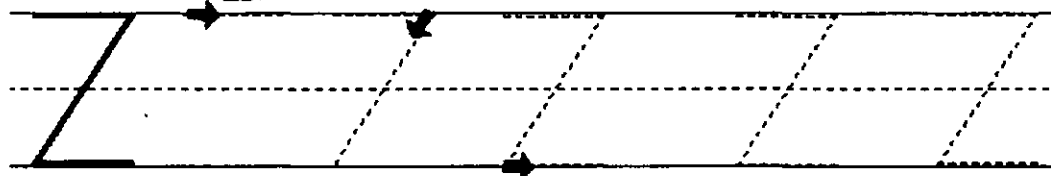
el yac





Zz

el zorrillo



El abecedario

Alphabet

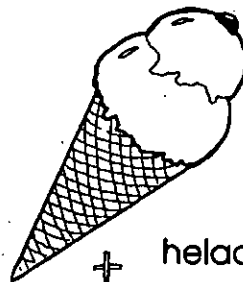
Nombre _____

Escribe el alfabeto español.



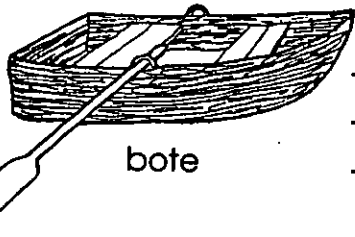
abeja

Aa



helado

Hh



bote

Bb



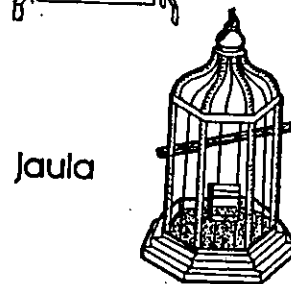
iglesia

Ii



casa

Cc



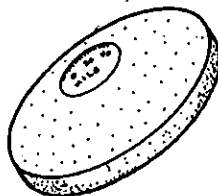
jaula

Jj



dedo

Dd




kilo

Kk




elefante

Ee



lápiz

Ll




flor

Ff



mono

Mm



gato

Gg



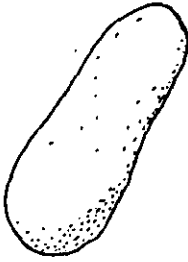
nariz

Nn

El abecedario


Nombre _____

ñame



Ñ ñ

tambor

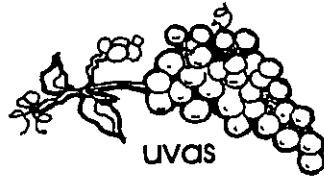


T t



oso

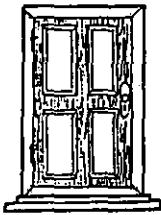
O o




uvas

U u

puerta

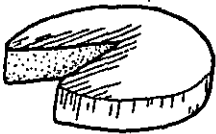


P p



ventana

V v




queso

Q q

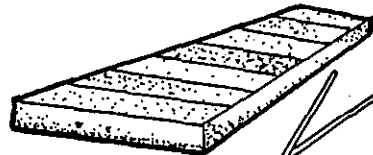
(There are no W's
in Spanish.)

W w



radio

R r



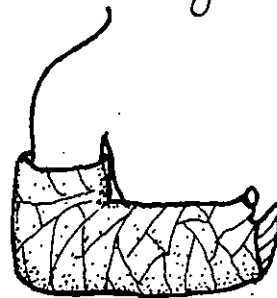
xilófono

X x




carro

rr



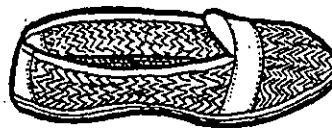
yeso

Y y



sillón

S s



zapato

Z z

LOS NÚMEROS

0 cero	34 treinta y cuatro	68 sesenta y ocho
1 uno	35 treinta y cinco	69 sesenta y nueve
2 dos	36 treinta y seis	70 setenta
3 tres	37 treinta y siete	71 setenta y uno
4 cuatro	38 treinta y ocho	72 setenta y dos
5 cinco	39 treinta y nueve	73 setenta y tres
6 seis	40 cuarenta	74 setenta y cuatro
7 siete	41 cuarenta y uno	75 setenta y cinco
8 ocho	42 cuarenta y dos	76 setenta y seis
9 nueve	43 cuarenta y tres	77 setenta y siete
10 diez	44 cuarenta y cuatro	78 setenta y ocho
11 once	45 cuarenta y cinco	79 setenta y nueve
12 doce	46 cuarenta y seis	80 ochenta
13 trece	47 cuarenta y siete	81 ochenta y uno
14 catorce	48 cuarenta y ocho	82 ochenta y dos
15 quince	49 cuarenta y nueve	83 ochenta y tres
16 dieciséis	50 cincuenta	84 ochenta y cuatro
17 diecisiete	51 cincuenta y uno	85 ochenta y cinco
18 dieciocho	52 cincuenta y dos	86 ochenta y seis
19 diecinueve	53 cincuenta y tres	87 ochenta y siete
20 veinte	54 cincuenta y cuatro	88 ochenta y ocho
21 veintiuno	55 cincuenta y cinco	89 ochenta y nueve
22 veintidós	56 cincuenta y seis	90 noventa
23 veintitrés	57 cincuenta y siete	91 noventa y uno
24 veinticuatro	58 cincuenta y ocho	92 noventa y dos
25 veinticinco	59 cincuenta y nueve	93 noventa y tres
26 veintiséis	60 sesenta	94 noventa y cuatro
27 veintisiete	61 sesenta y uno	95 noventa y cinco
28 veintiocho	62 sesenta y dos	96 noventa y seis
29 veintinueve	63 sesenta y tres	97 noventa y siete
30 treinta	64 sesenta y cuatro	98 noventa y ocho
31 treinta y uno	65 sesenta y cinco	99 noventa y nueve
32 treinta y dos	66 sesenta y seis	100 cien
33 treinta y tres	67 sesenta y siete	


Q

E

R

O

SON



1
B
E
S

GRABRO




G

I

N

G

O

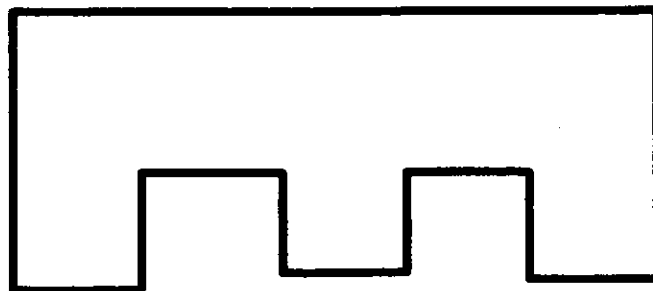
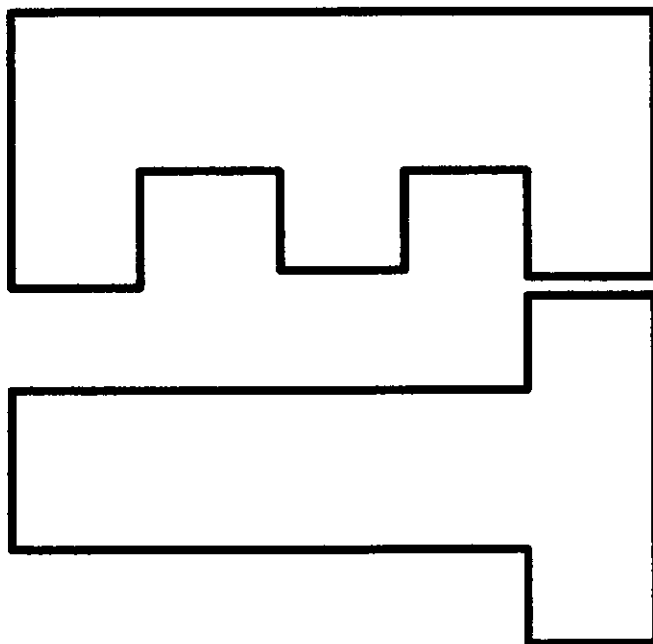
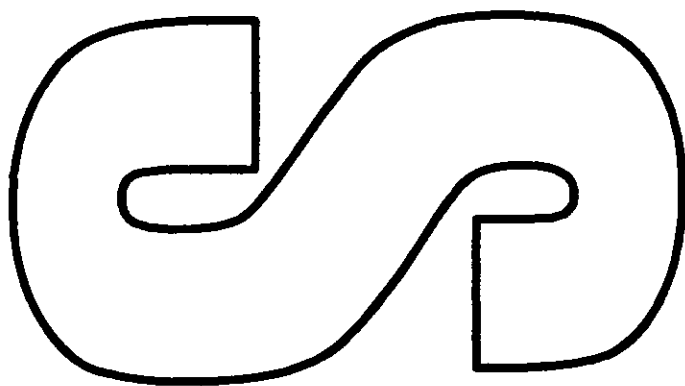



S

E

E

S






O

G

HI

O

WISNEY



U

I

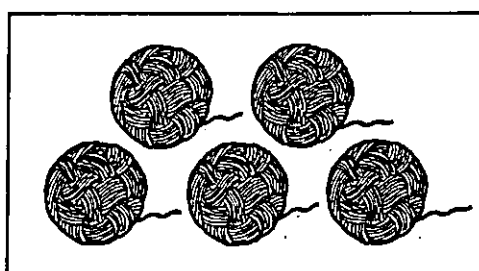


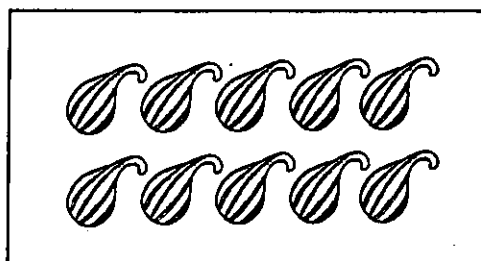

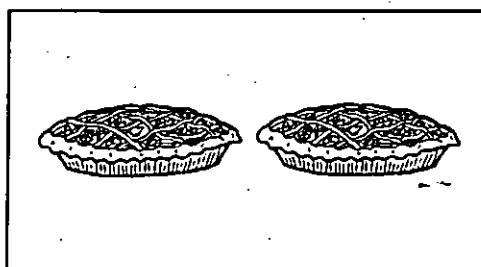
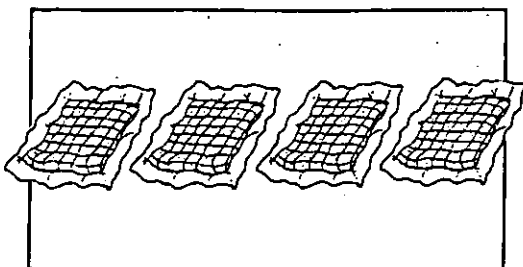
E

Z

Los números


Nombre _____

Escribe los números que corresponden en español. (Write the correct numbers in Spanish.)




Comentarios

Una mañana de sol

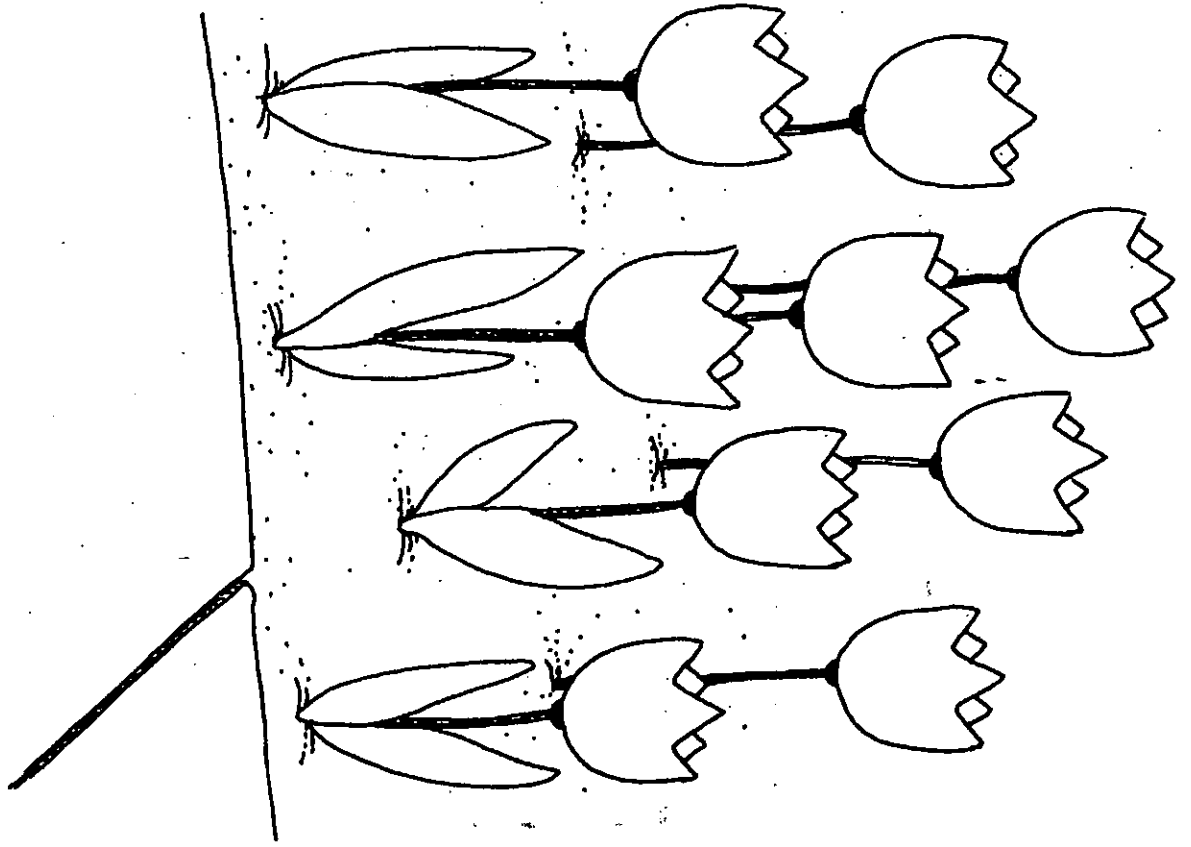


por _____

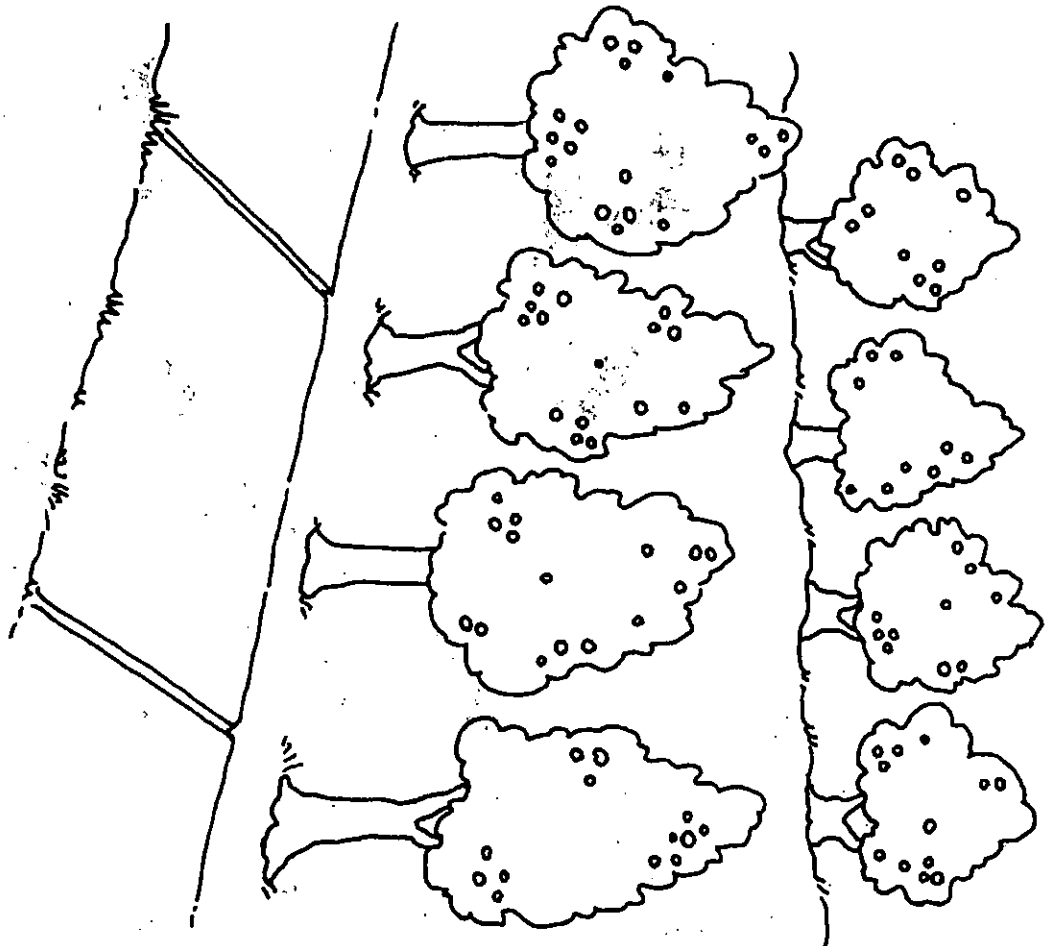


Una mañana de sol, salí a
caminar y vi . . .






3




4

5

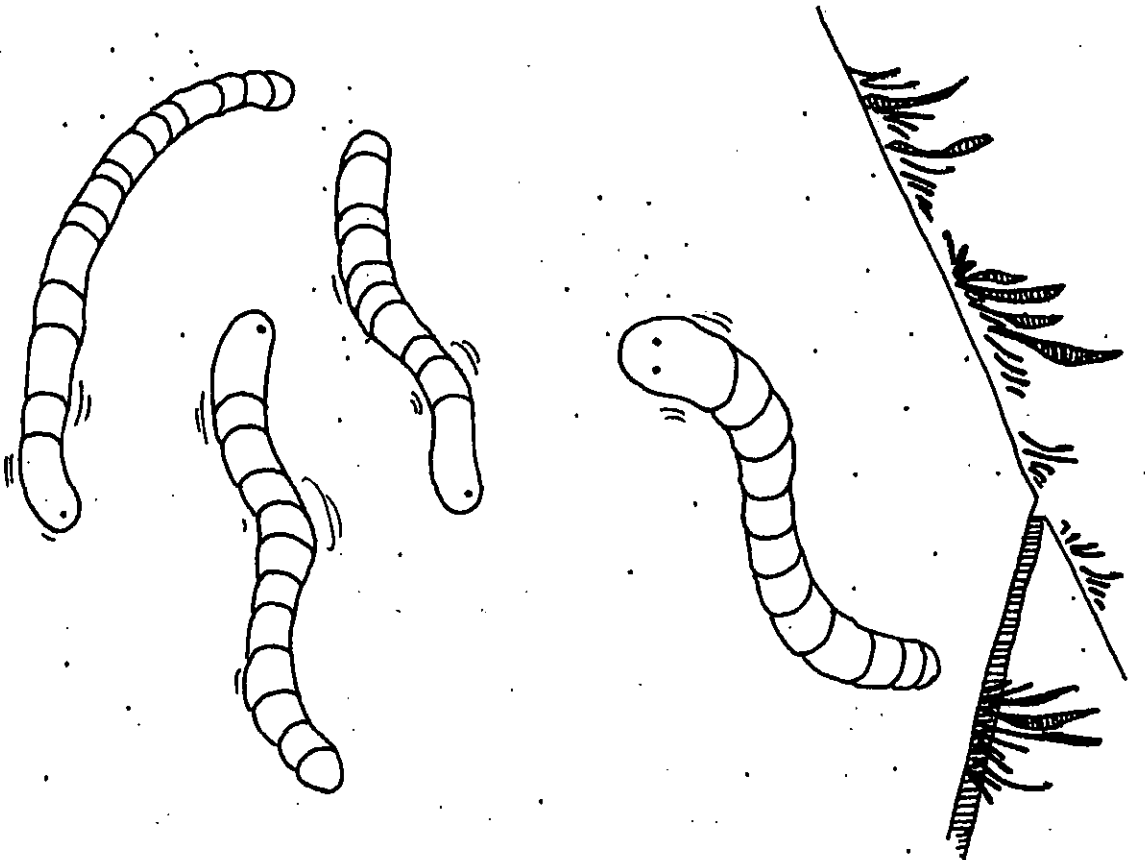


6






7



8


9

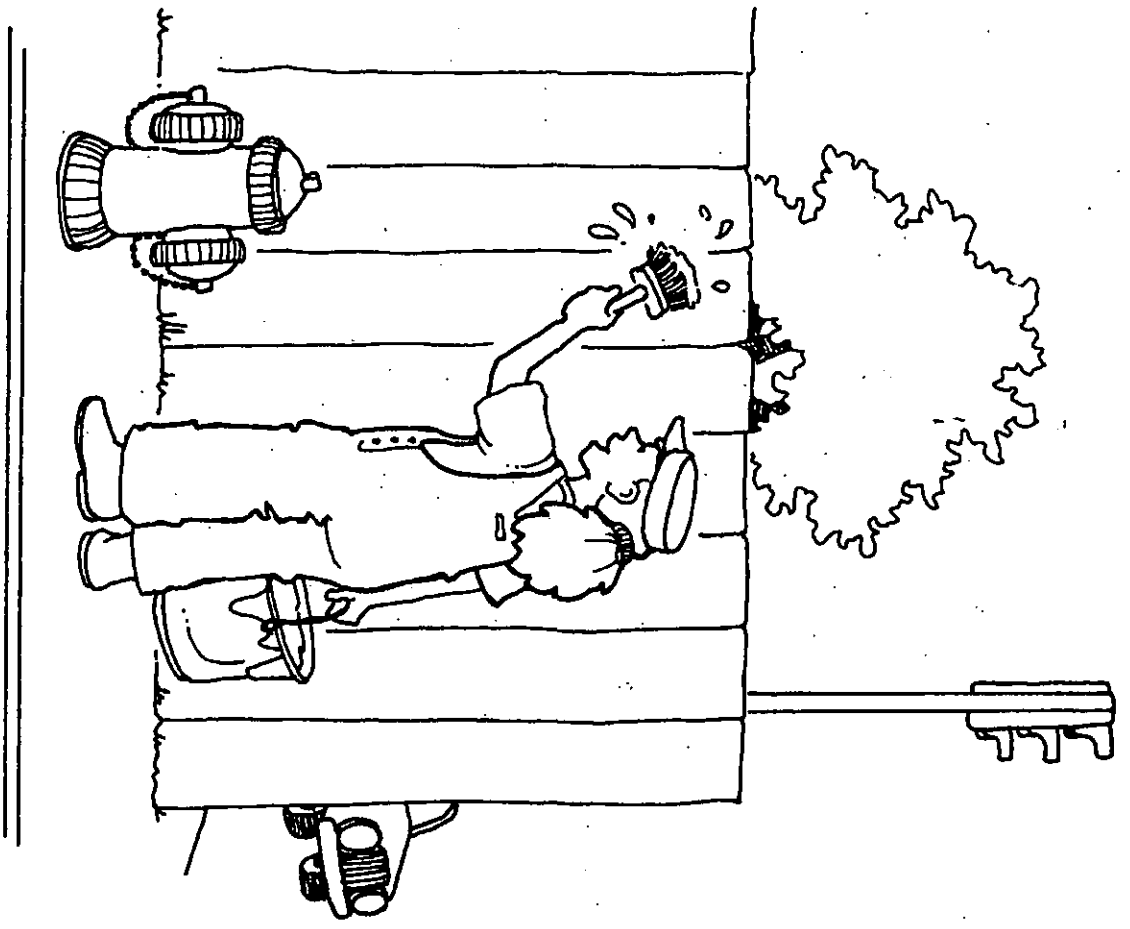
Blank rectangular box for writing.



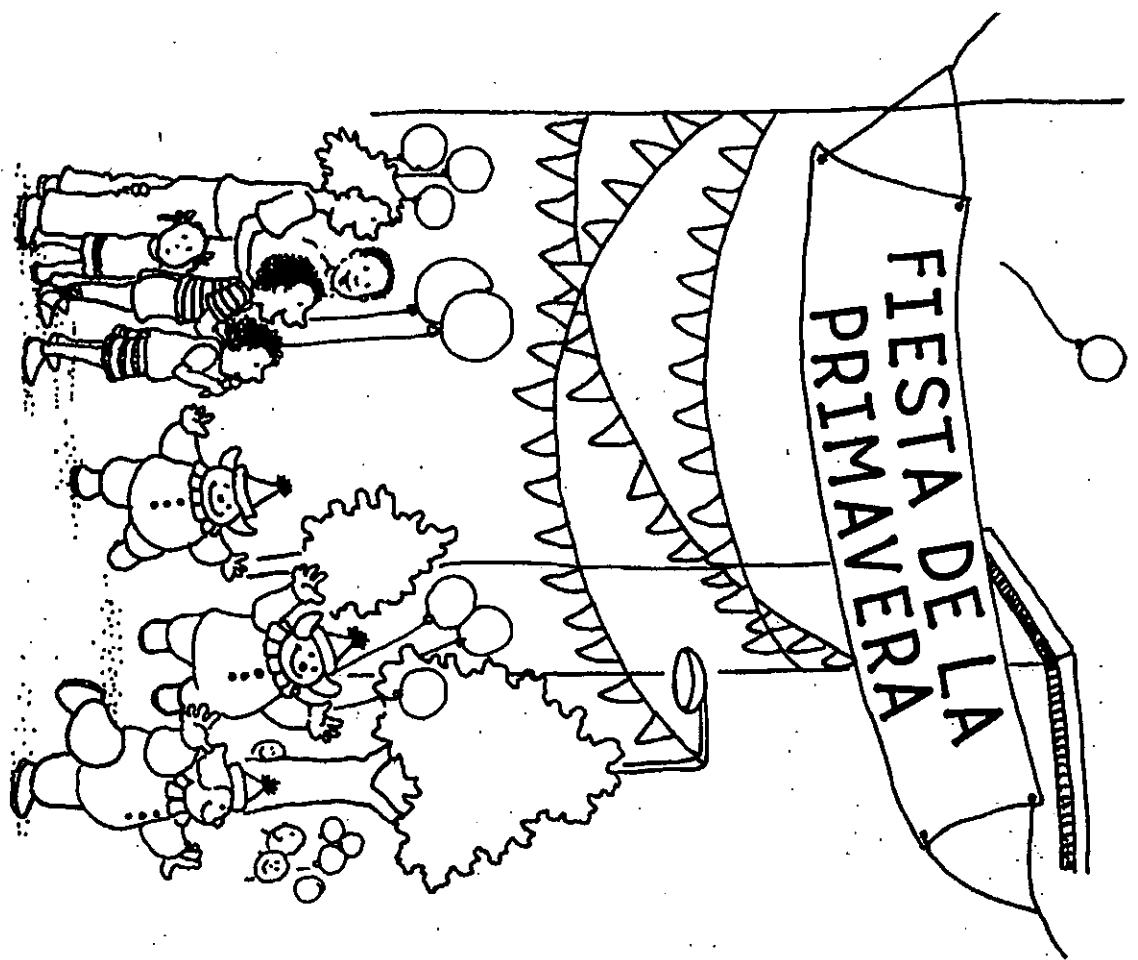
10


Blank rectangular box for writing.





Blank rectangular box for writing.





10 hormiguitas caminando,

9 flores brotando,

8 cerezos floreciendo,

7 payasos saltando,

6 pájaros cantando,

5 abejas volando,

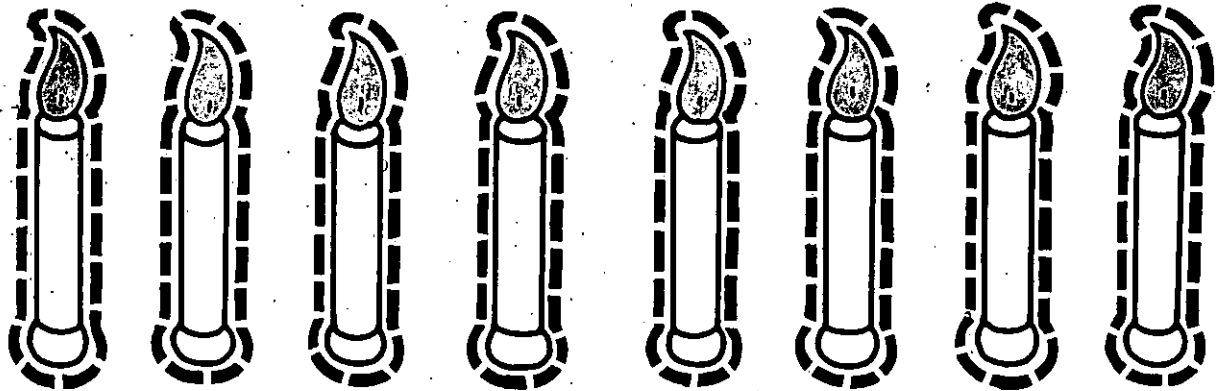

4 lombrices meneándose,

3 personas limpiando,

2 cometas volando,

y una pintora pintando.






TERCERA LECCIÓN

¡HABLEMOS!

Numbers from 1 to 10

¿Cuál es el número?
-- Es el siete.



0 cero
1 uno
2 dos
3 tres
4 cuatro
5 cinco

6 seis
7 siete
8 ocho
9 nueve
10 diez

¡BIENVENIDOS! 17



1

2

3

4

5

6

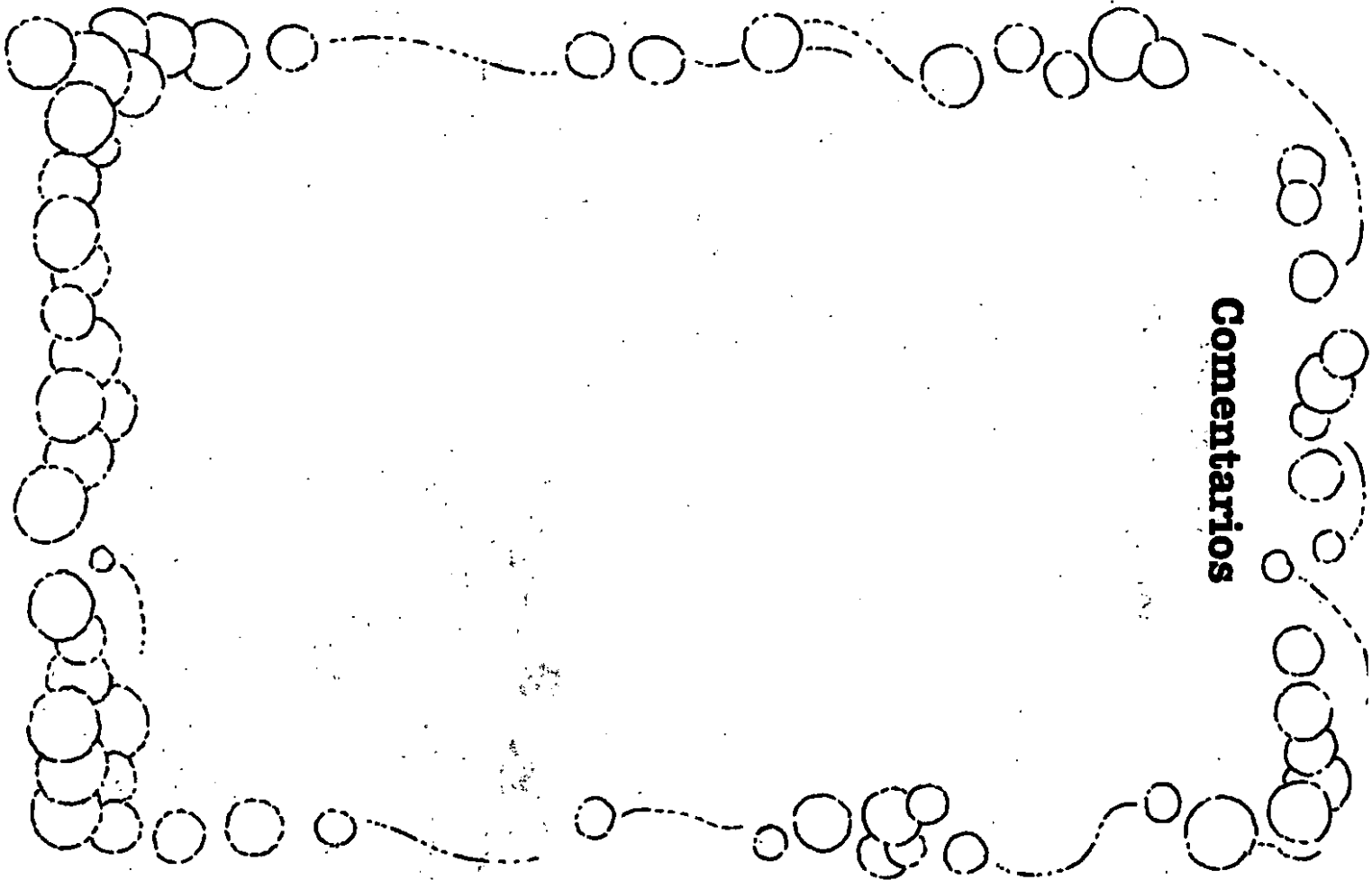
7

8

9

10

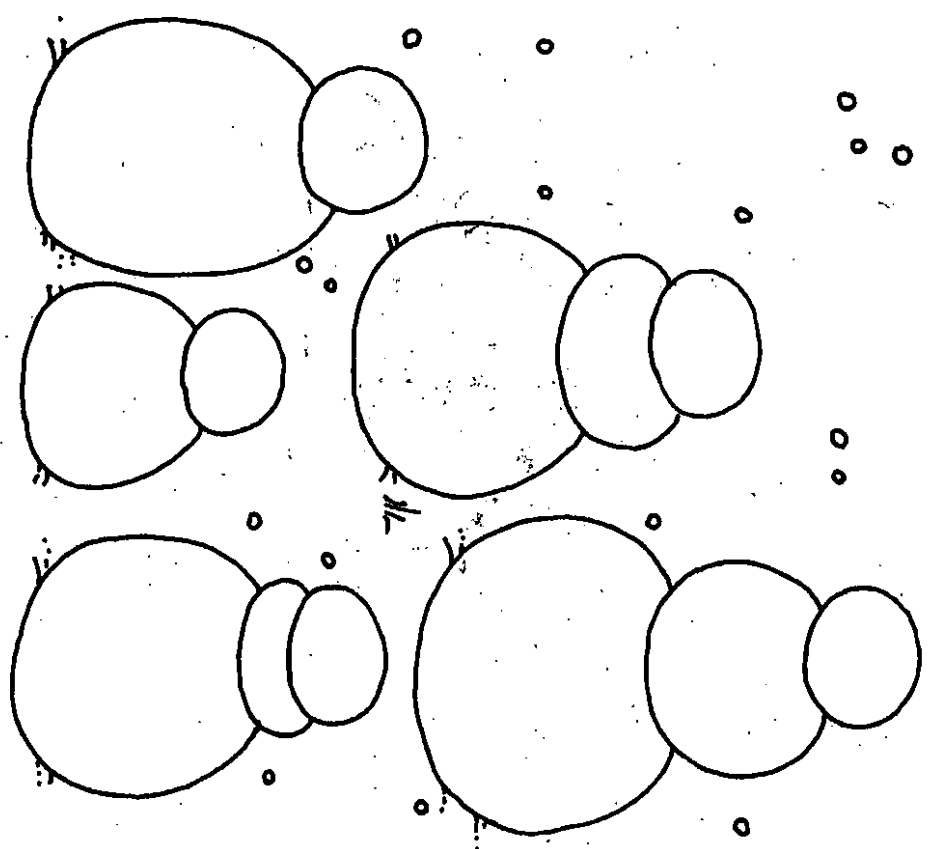
Comentarios



15 Reproducible Spanish Write-and-Read Books Scholastic Professional Books

Cinco muñecos de

nieve

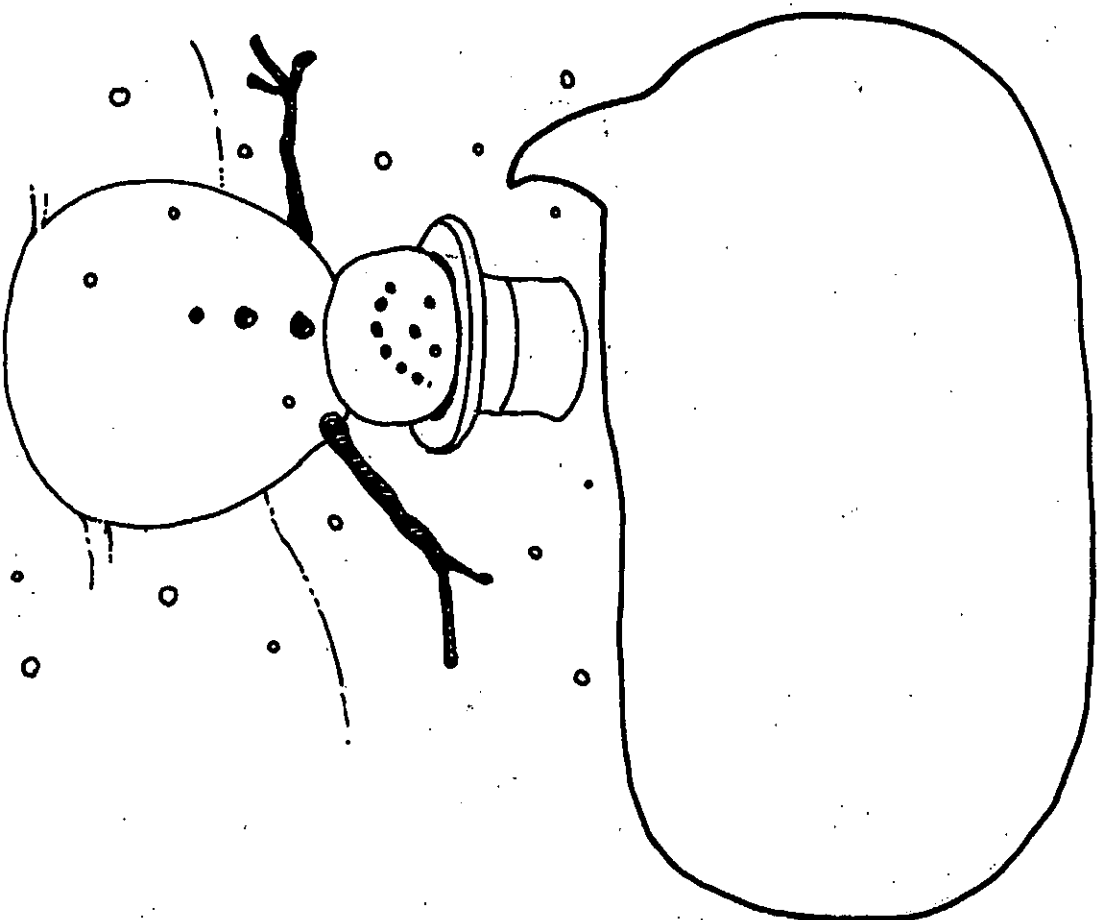


por _____




Cinco muñecos de nieve
jugaban con alegría.

1



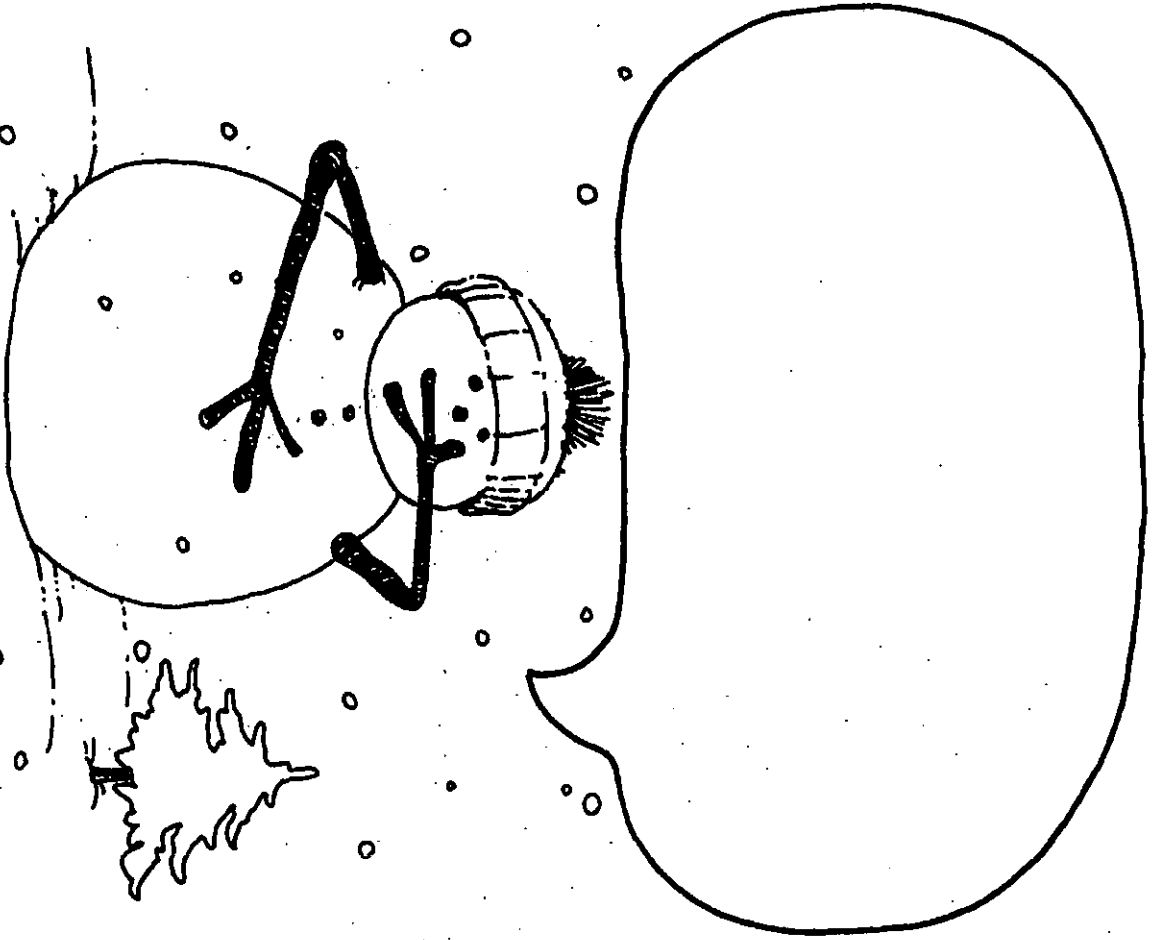
El primero dijo,
¡Que hermoso día!

2



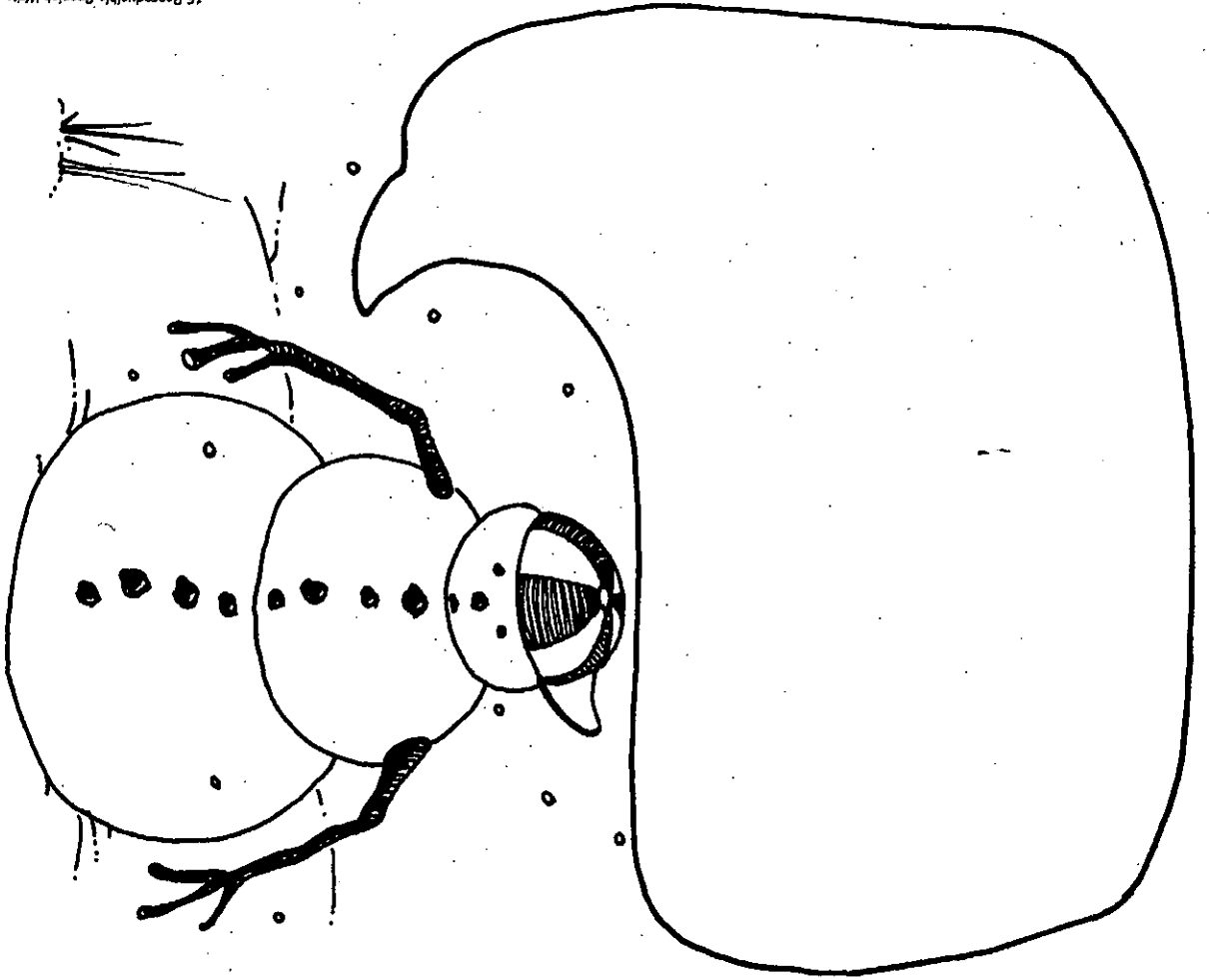
El segundo dijo,
En mayo ¿qué haremos?

3

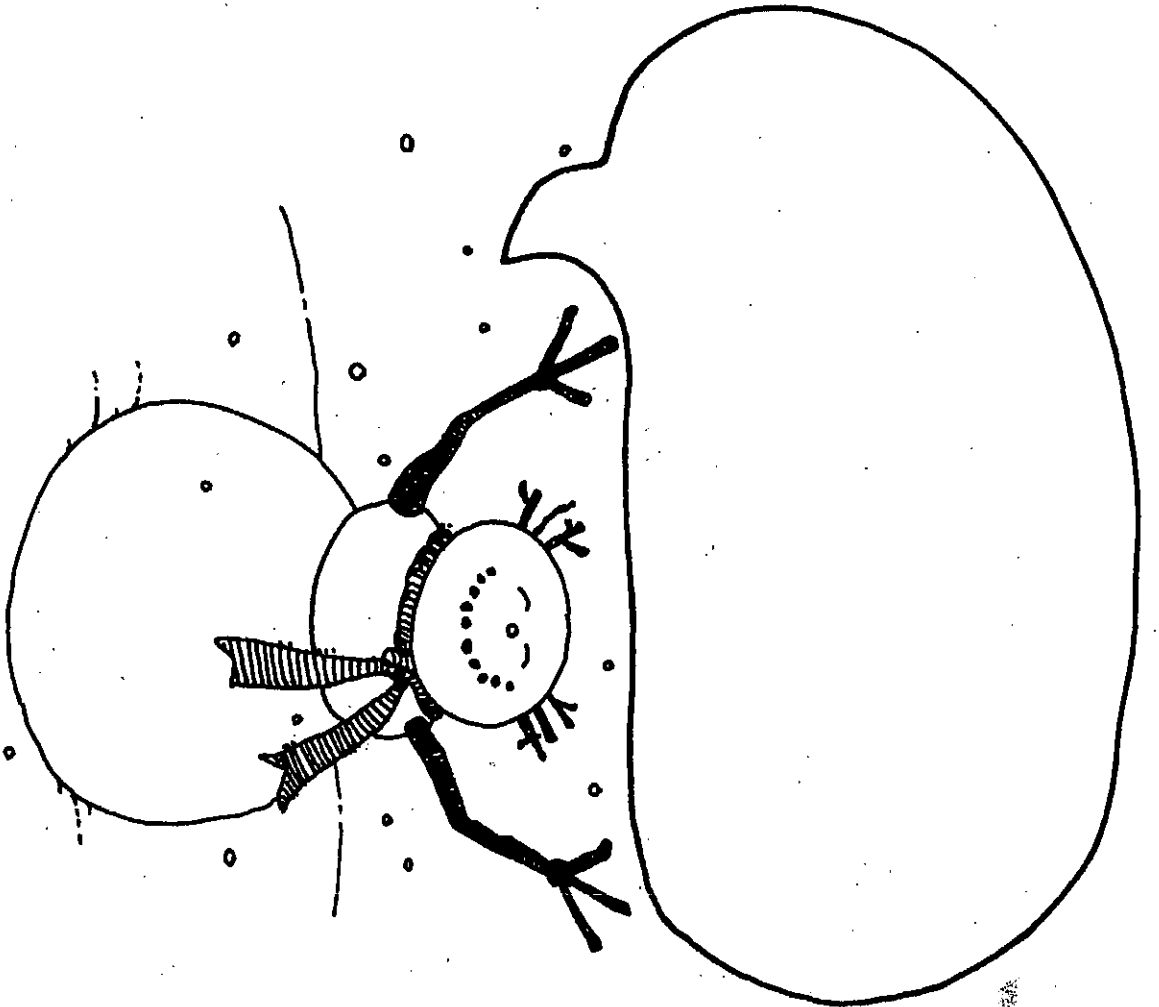


El tercero dijo,
Nos derretiremos.

4



El cuarto dijo,
Aquí ya no estaremos.



El quinto dijo, ¡Pero el año
próximo volveremos!

MARBRON



AMERICAN
BRANDS



WORD RECOGNITION





W

E

B

U

E

R

B

I

S

BRISBANE



M

M

R

R

O

B
I
T
A
M
E
S
O



WASH


FOOD

Los colores


Colors

Nombre _____


Escribe los colores en español. (Write the colors in Spanish.)




amarillo



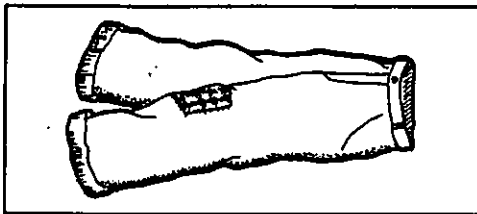
anaranjado



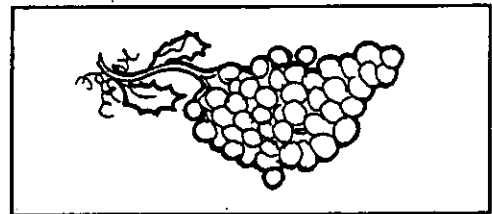
rojo



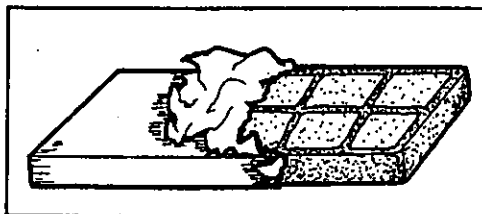
verde



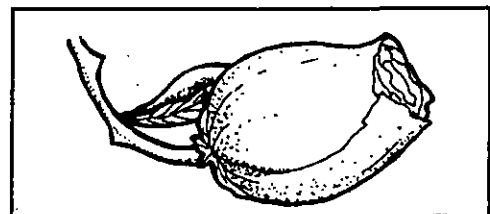
azul



morado



café

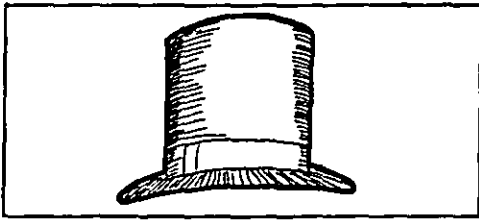


rosado


Los colores

Nombre _____


Escribe los colores en español. (Write the colors in Spanish.)



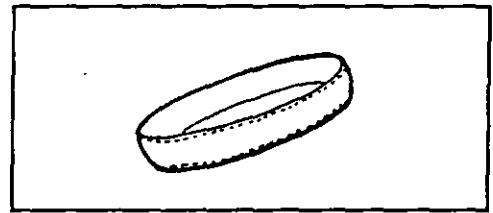
negro



gris



blanco



dorado

1. The sky is

2. Snow is

3. The sun is

4. My house is

5. Dirt is

6. In the summer leaves are

7. Grape Juice is

8. An orange is

9. Roses are

and violets are

10. My shirt is

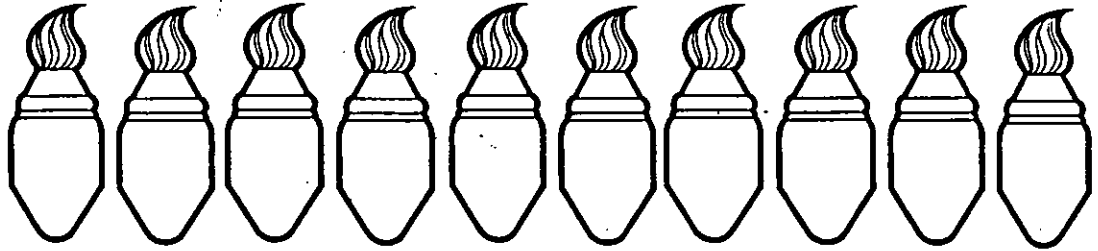
11. Some jewelry is

Nombre _____

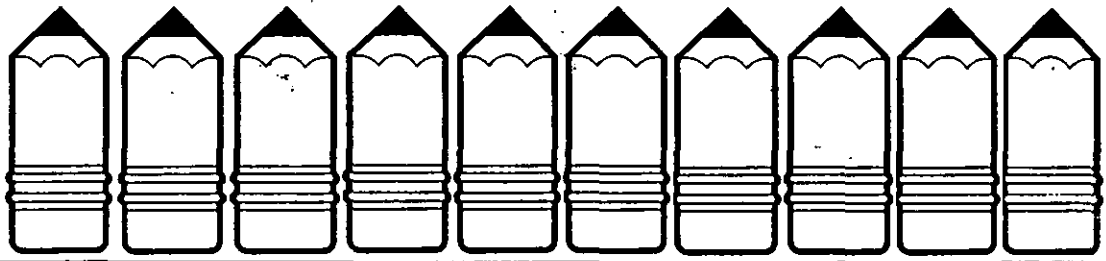
Los colores

Colorea la cantidad correcta:

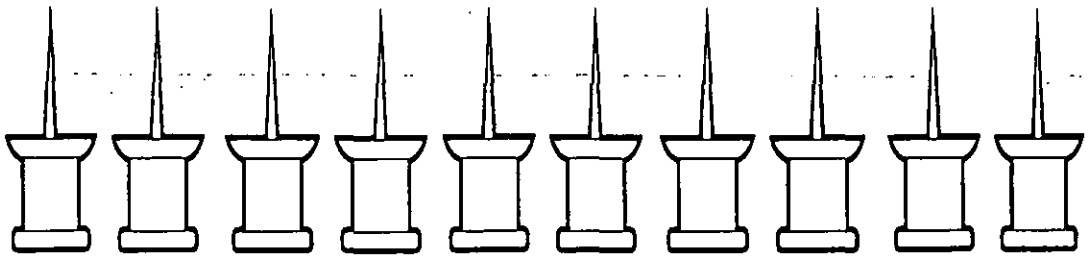
Colorea
siete
unidades
de azul.



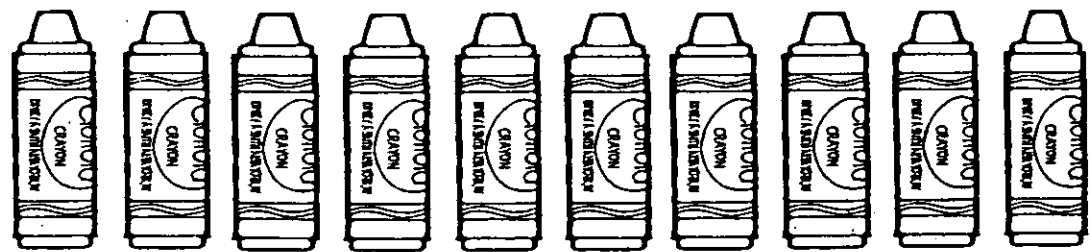
Colorea
ocho
unidades
de amarillo.




Colorea
seis
unidades
de verde.



Colorea
diez
unidades
de rojo.




Colorea
nueve
unidades
de naranja.




Los colores


Colorea los animales




Colorea la
oveja de gris




Colorea el
caballo de marrón




Colorea la
vaca de azul




Colorea el
cerdo de rosa



Colorea la
gallina de
naranja



Colorea la
rana de
verde



Colorea el
conejo de
blanco



Colorea el
pato de
amarillo



Colorea el
perro de negro



Colorea el
pájaro de violeta

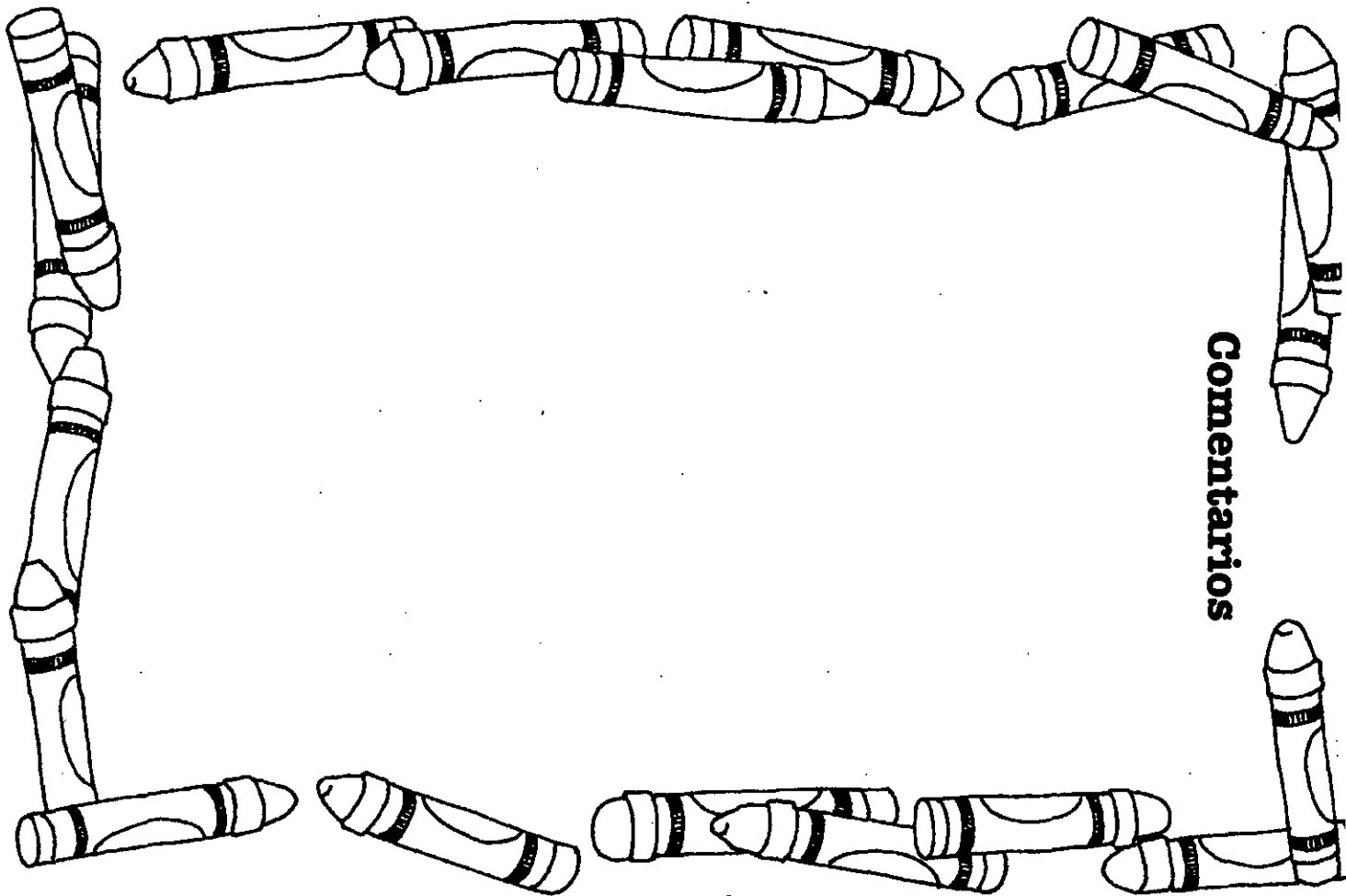


Colorea el
pollito de rojo

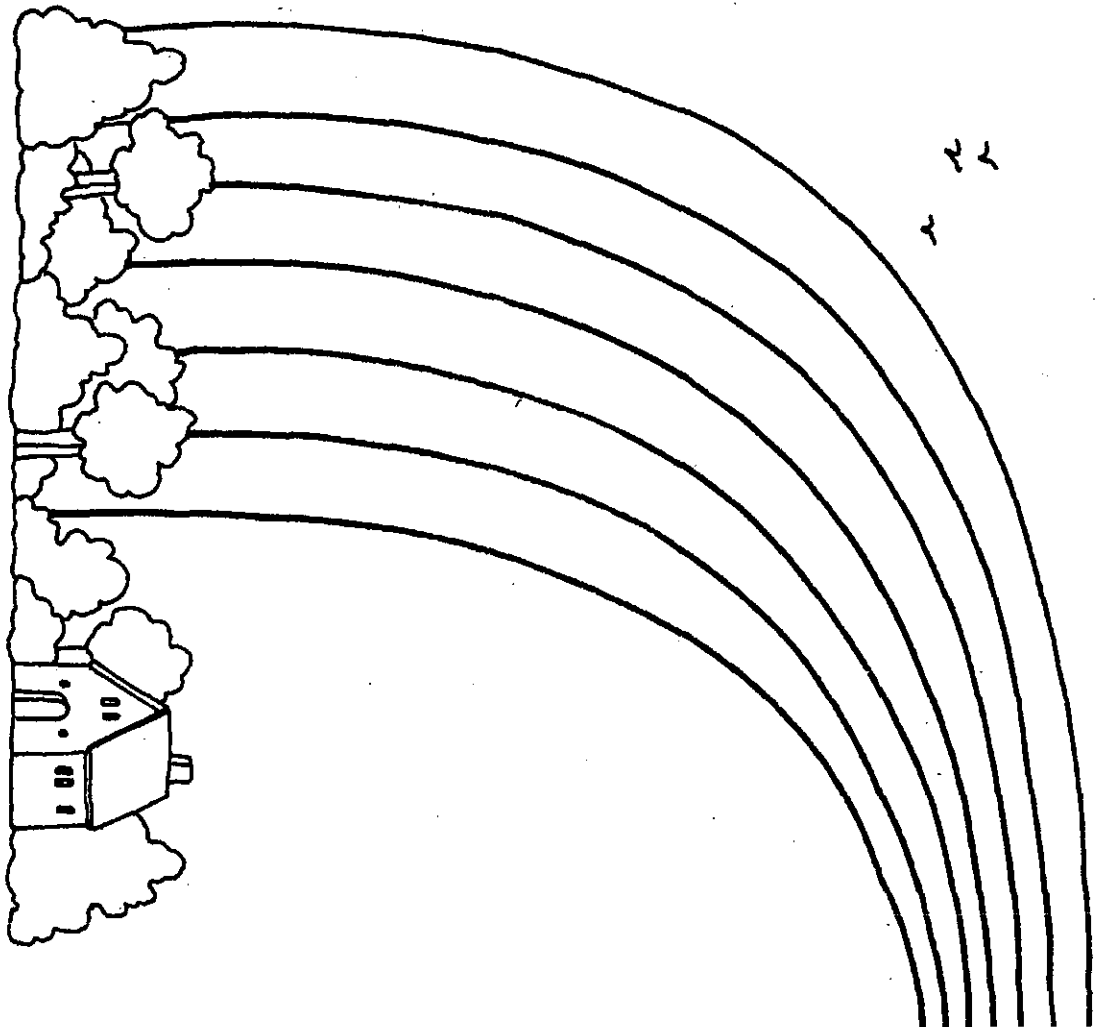


Colorea la
ardilla de marrón

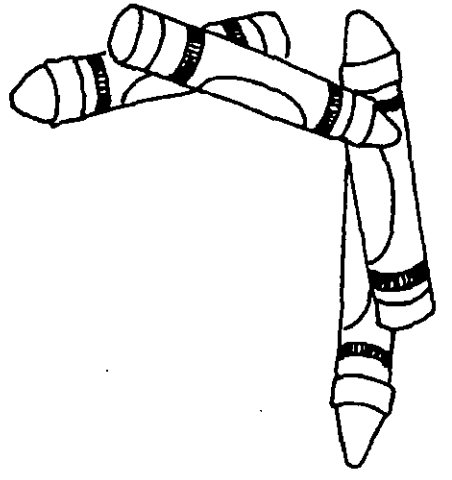
Comentarios



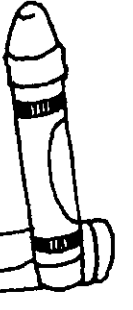
**Un arco iris de
colores**



por



1

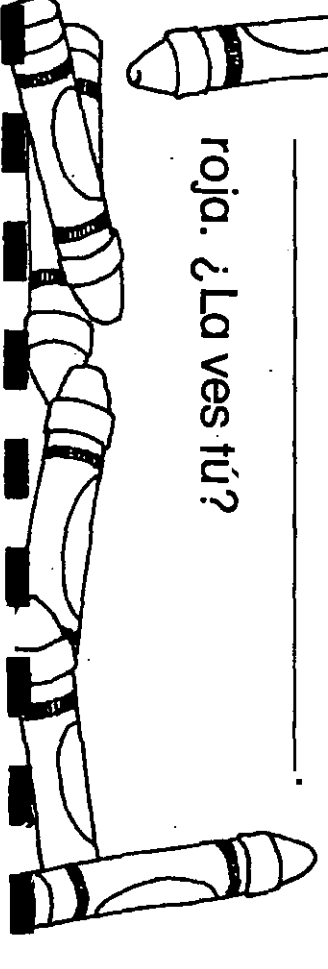


2




Veo una

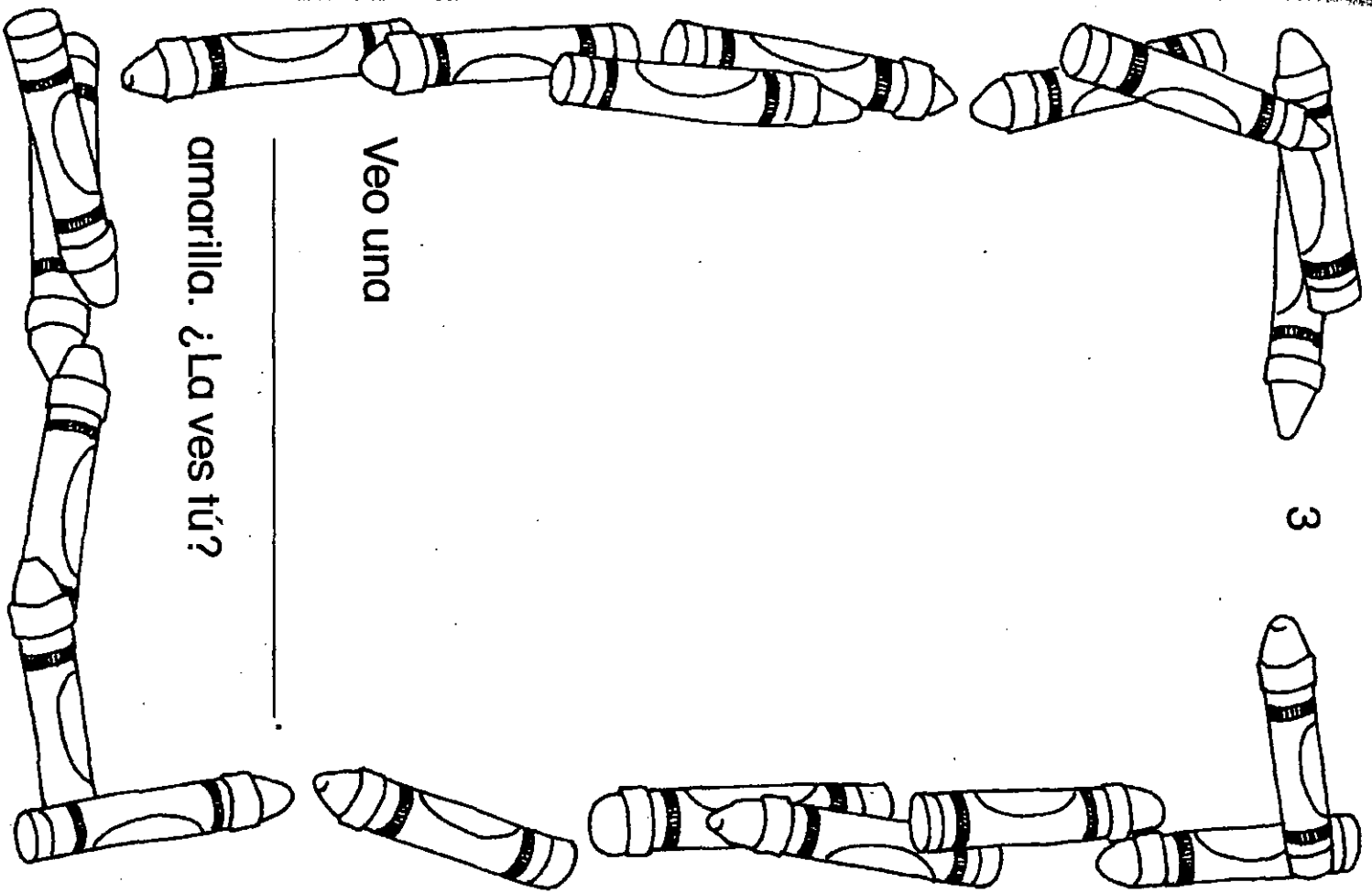
roja. ¿La ves tú?



Veo un

anaranjado. ¿Lo ves tú?

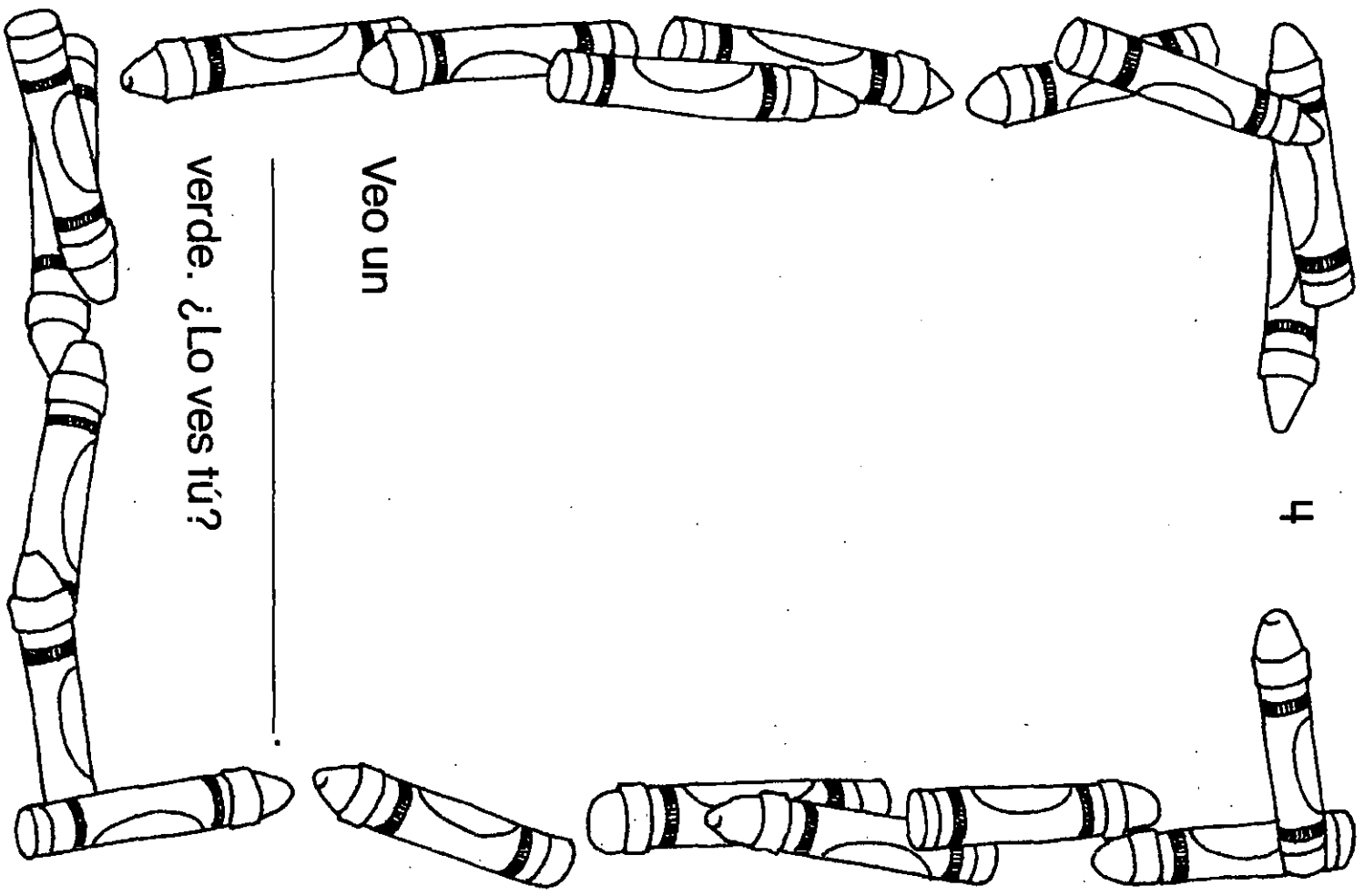




3

Veo una

amarilla. ¿La ves tú?



4

Veo un

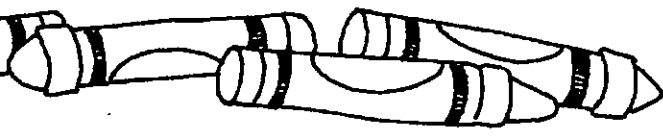
verde. ¿Lo ves tú?



5

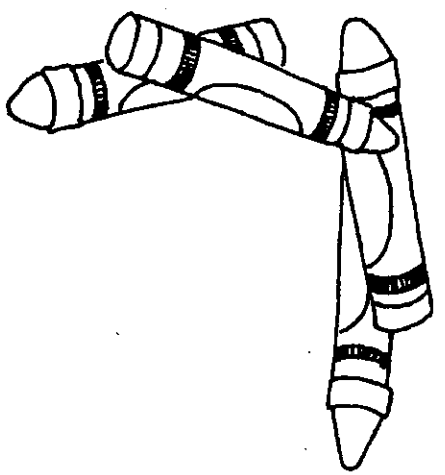
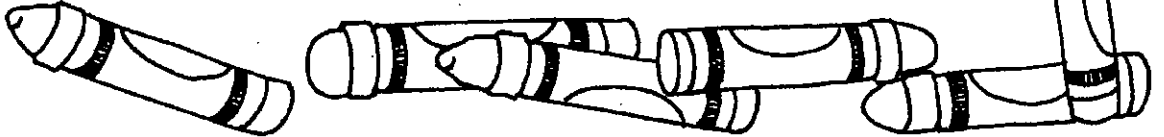
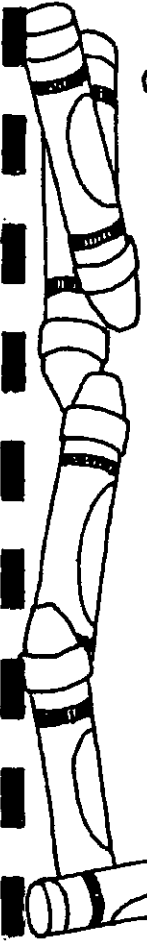


6



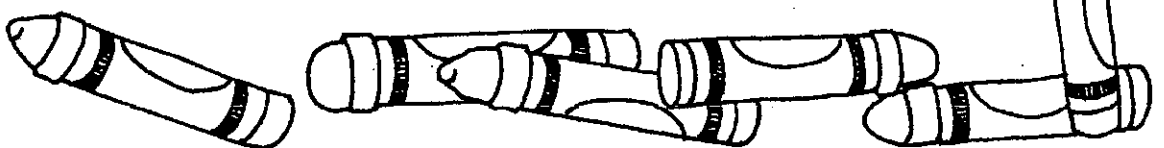
Veo un

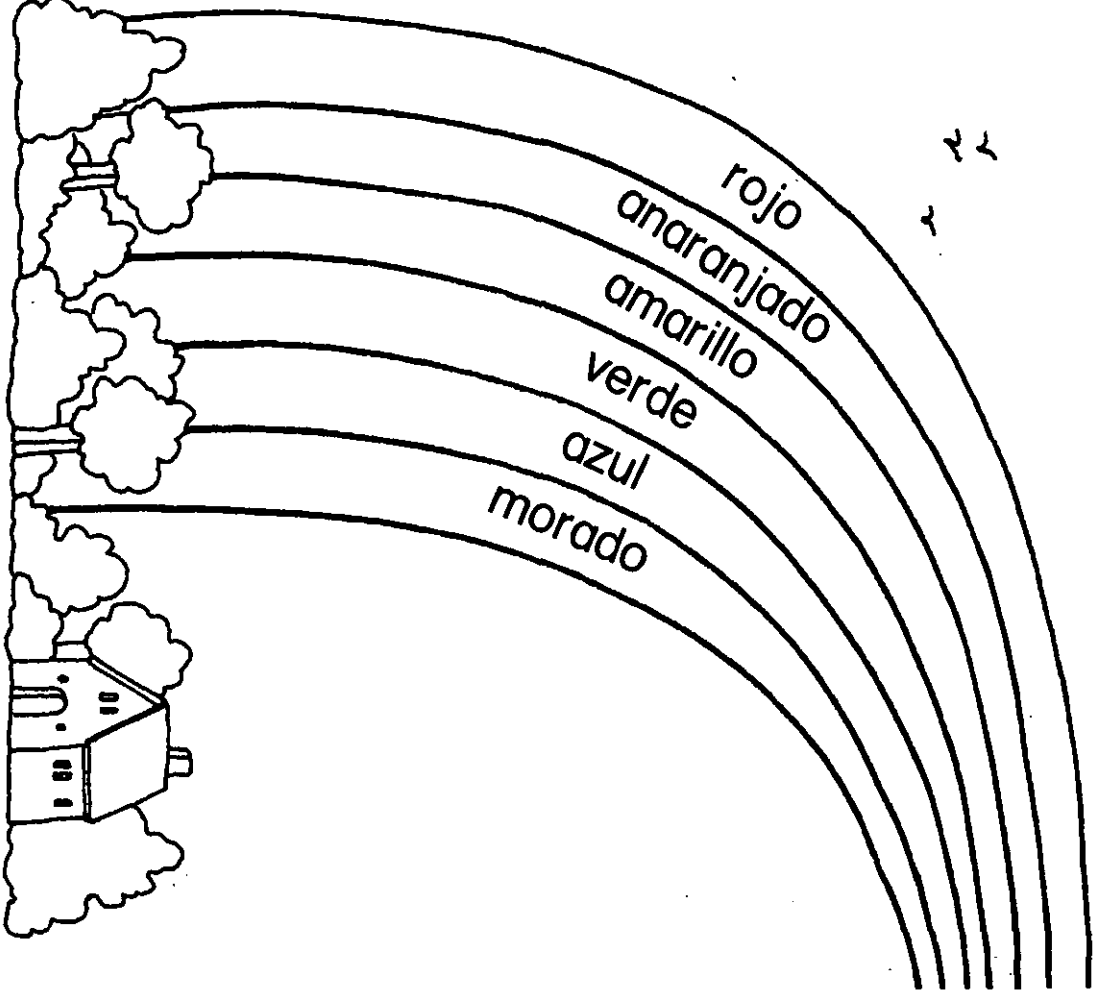
azul. ¿Lo ves tú?



Veo una

morada. ¿La ves tú?



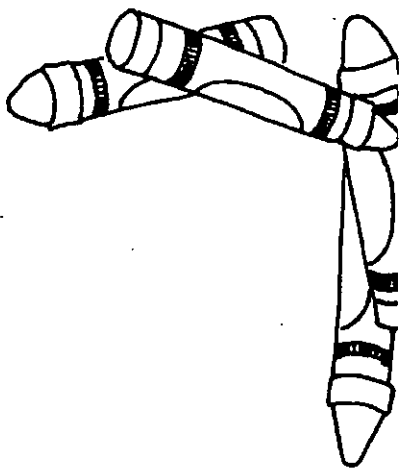


22

7

¡Veo un arco irisi!

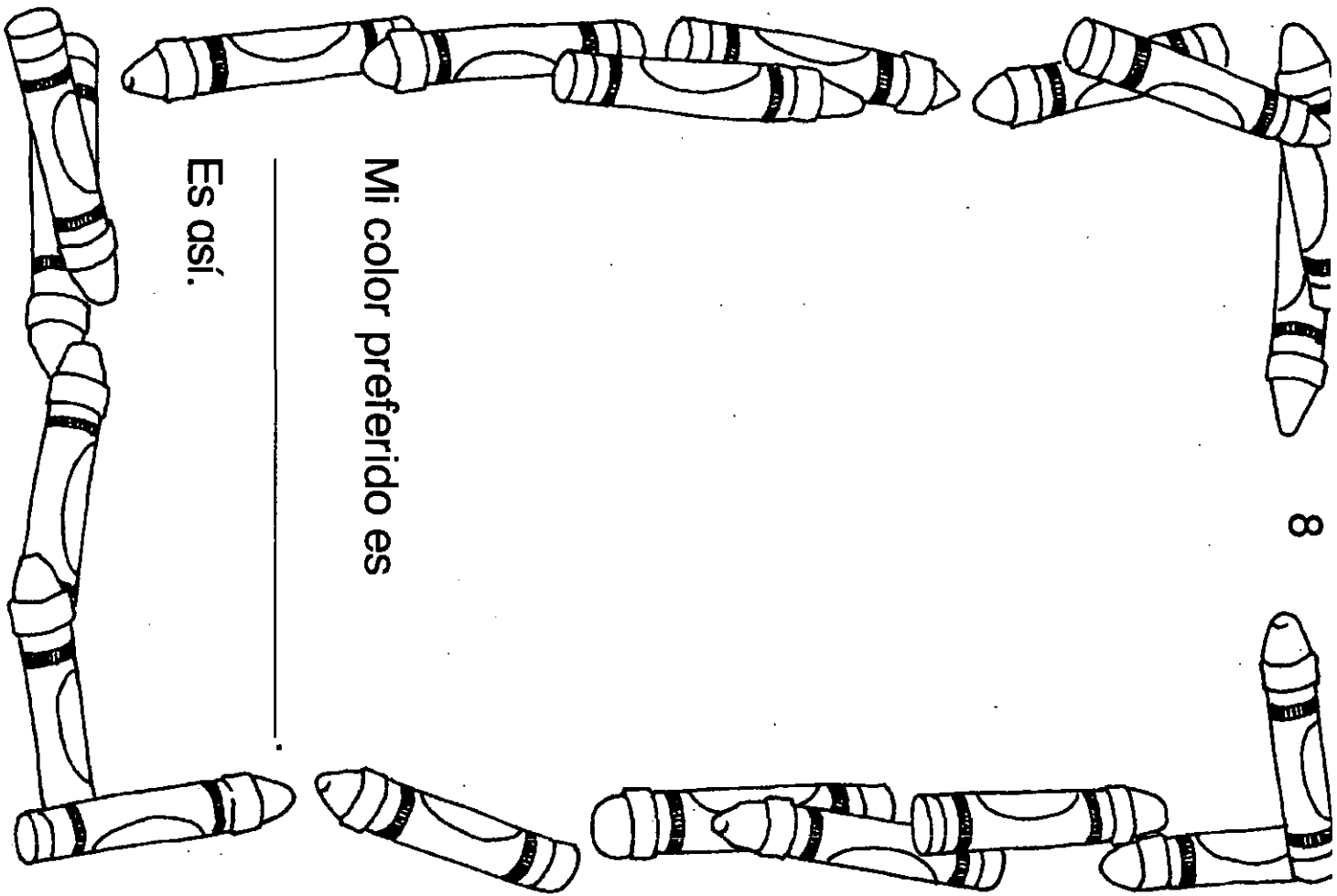
¿Lo ves tú?



8

Mi color preferido es

Es así.



UNIDAD 2

¡Hablemos!

Nombre _____

B. You have entered a contest. If you unscramble the letters and write all the words correctly, you will win. Start now!

M



El flamenco es rosado
odsaro

1.



El ratón es _____
isgr

2.



El canario es _____
riamallo

3.



El oso es _____
ogner

4.



El loro es _____
devre

UNIDAD 2

¿Cómo lo dices?

Nombre _____

B. There are colors all around you. How many can you name? Complete the sentence by writing the color or colors of the classroom object.

M El lápiz es negro y amarillo _____

1. La pizarra es _____

2. Los pupitres son _____

3. El cuaderno es _____

4. La tiza es _____

C. You're on your own! Make up your own sentences about items in your classroom. You may use colors or other words to describe them.

1. _____

2. _____

3. _____

4. _____

5. _____

UNIDAD 2

Nombre _____

La página de diversiones

Busca las palabras secretas

In each box there is one word that does not belong. Find the word and circle it. Then write the words in the blanks below to make a sentence.

1.

negro rojo amarillo

azul rosado perro

blanco morado verde

2.

loro canario tigre

ratón pez oso


gris mariposa pájaro

El _____ es _____.


Now draw a picture to illustrate the secret animal.

Las Formas


Nombre: _____




cuadrado



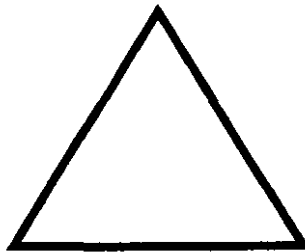
corazón




estrella




círculo




triángulo




rectángulo



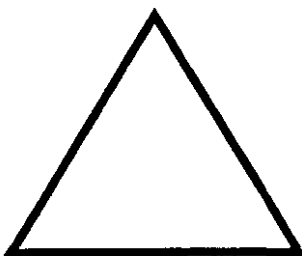
estrella




corazón




cuadrado



triángulo



rectángulo

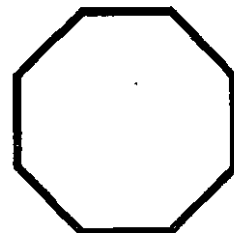
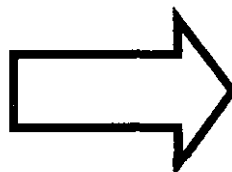





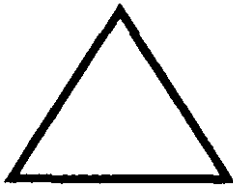



círculo

Las Formas

Nombre: _____

Colorea



¡HABLEMOS!


What color is it?

—¿De qué color es?


—Es rojo.



rojo




verde



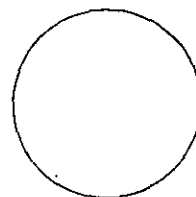
amarillo



anaranjado




rosado



blanco



azul




morado



negro



gris



marrón

—¿Qué es esto?

—Es un triángulo. Es azul.




el triángulo




el rectángulo



el cuadrado



el círculo



Así es...



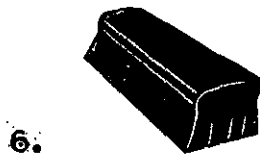


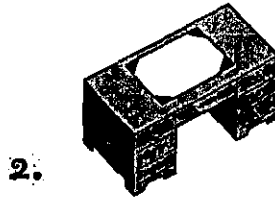
As you travel from country to country in the Spanish-speaking world, you will hear many different words for the color "brown": *castaño*, *café*, *marrón*, and *pardo* are just a few. You don't have to learn all of these now, but be aware that some words are different in different countries.

PRACTIQUENOS

A. A friend's little brother is having trouble remembering the colors. Look at each picture and tell him what color the item is.



Es anaranjado.



¿De qué color es la tortuga?





B. Practice talking about shapes and colors with a partner.


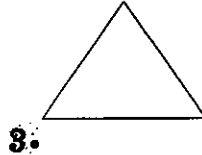

PARTNER A: Look at the shape and ask its color.

PARTNER B: Say what color the shape is.



—¿De qué color es el triángulo?

—Es verde.



ENTRE AMIGOS



On a piece of paper make four columns, each headed by one of these color words: verde, marrón, azul, gris. Now look around your classroom for objects that are these colors. Write the Spanish word for each item in the correct column.

Then with a partner take turns pointing to one of the objects that is on your list and asking what color it is.

—¿De qué color es la pizarra?

—Es verde.

—¿De qué color es el lápiz?

—Es marrón.

¡A divertirnos!

There are many songs about animals and colors. This popular song combines both. Sing out! It's fun!

De colores

De colores, de colores
se visten los campos
en la primavera.

De colores, de colores
son los pajaritos que
vienen de afuera.

De colores, de colores
es el arco iris que vemos lucir.

Y por eso los grandes amores
de muchos colores me gustan a mí.

Y por eso los grandes amores
de muchos colores me gustan a mí.

De colores, de colores
son los animales
que vienen cantando.

De colores, de colores
son los pececitos
que vienen nadando.

De colores, de colores
es el arco iris que vemos lucir.


Y por eso los grandes amores
de muchos colores me gustan a mí.

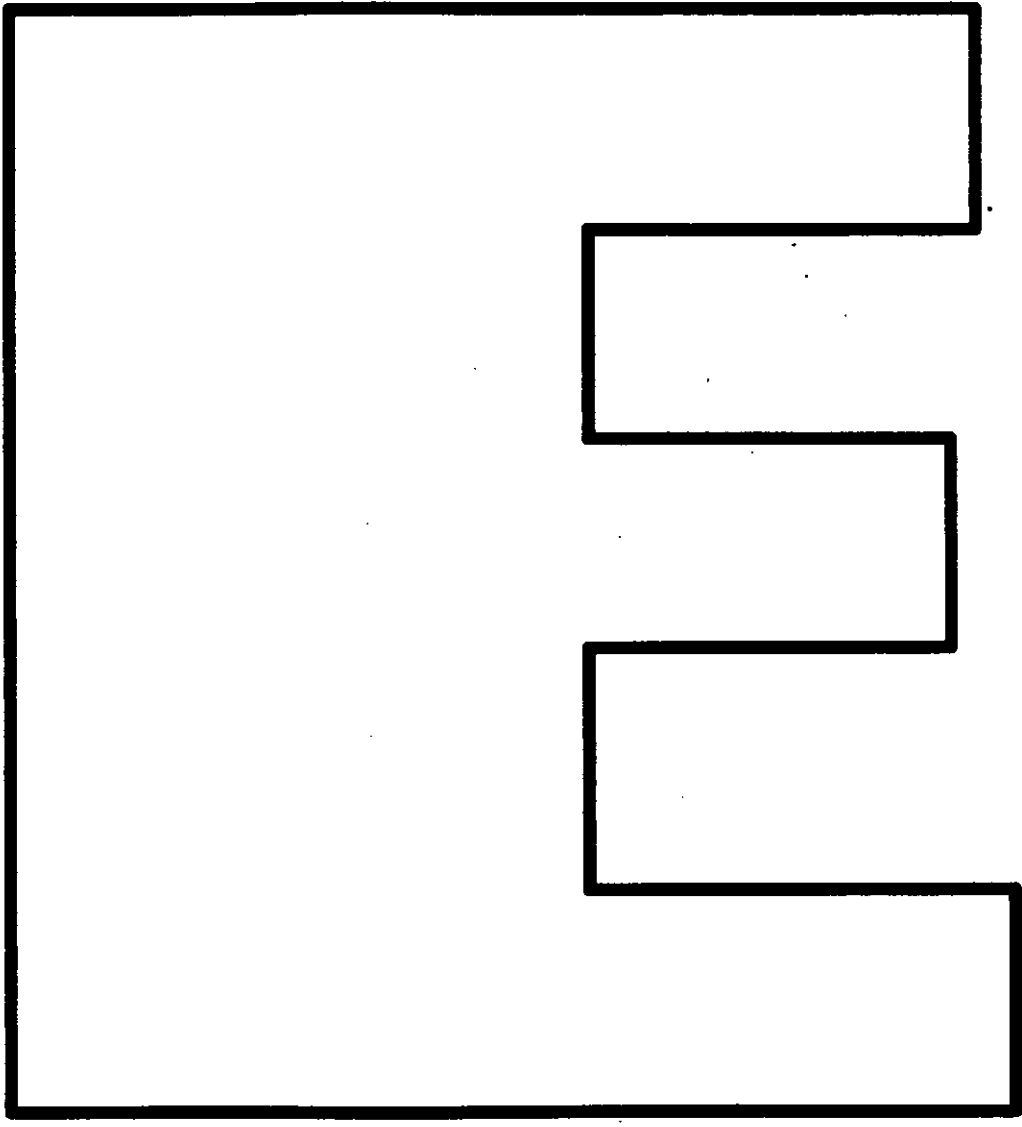
Y por eso los grandes amores
de muchos colores me gustan a mí.

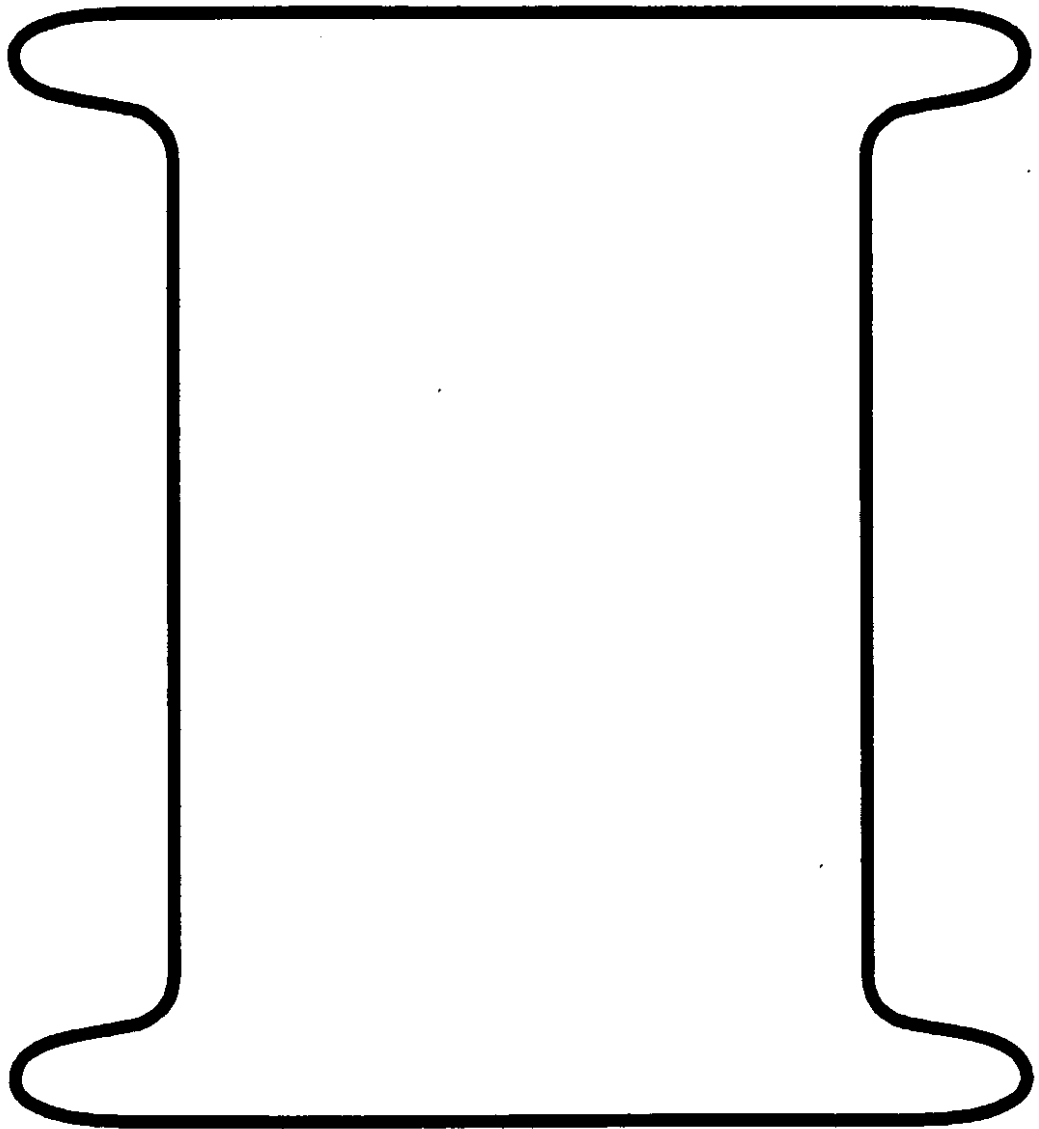


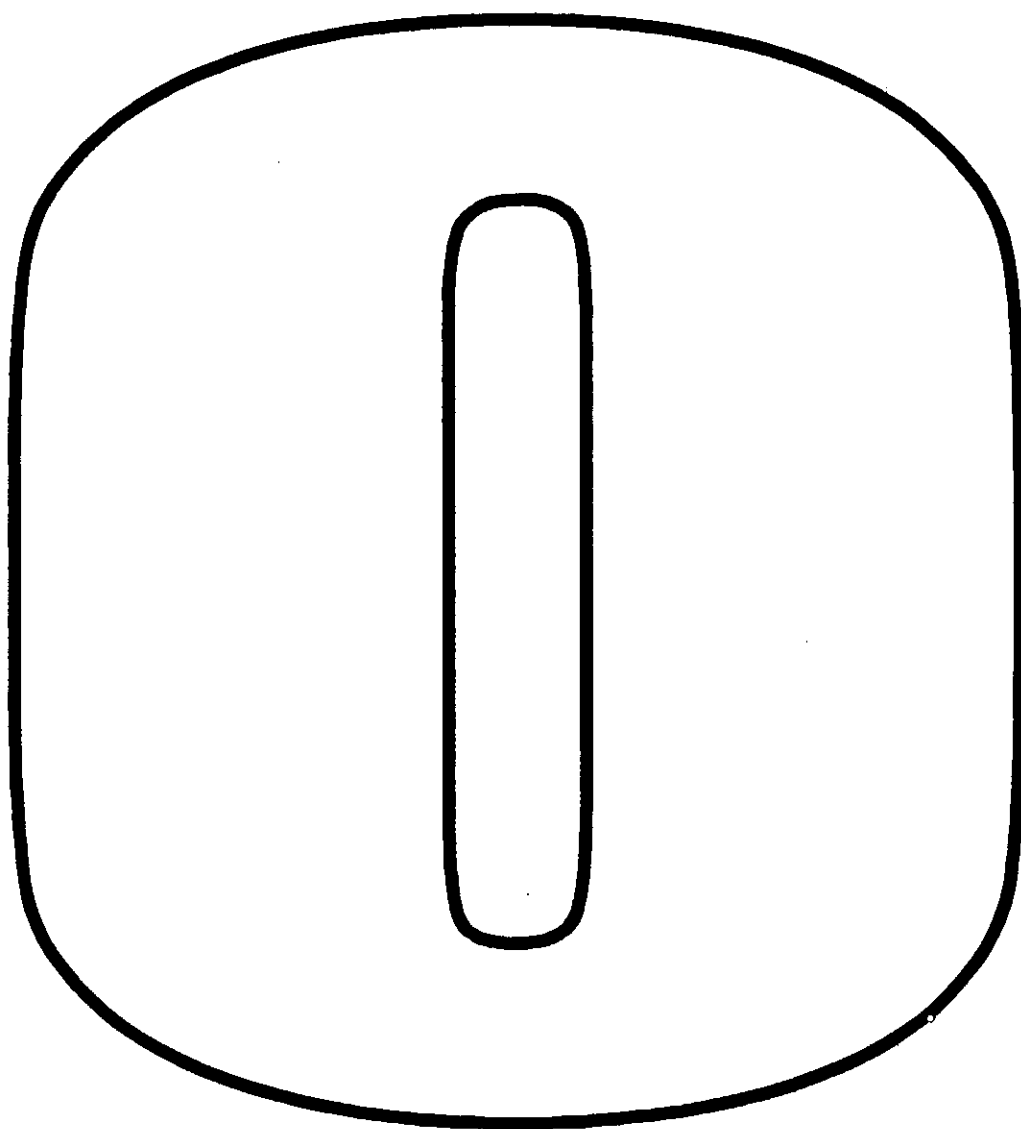
Unidad

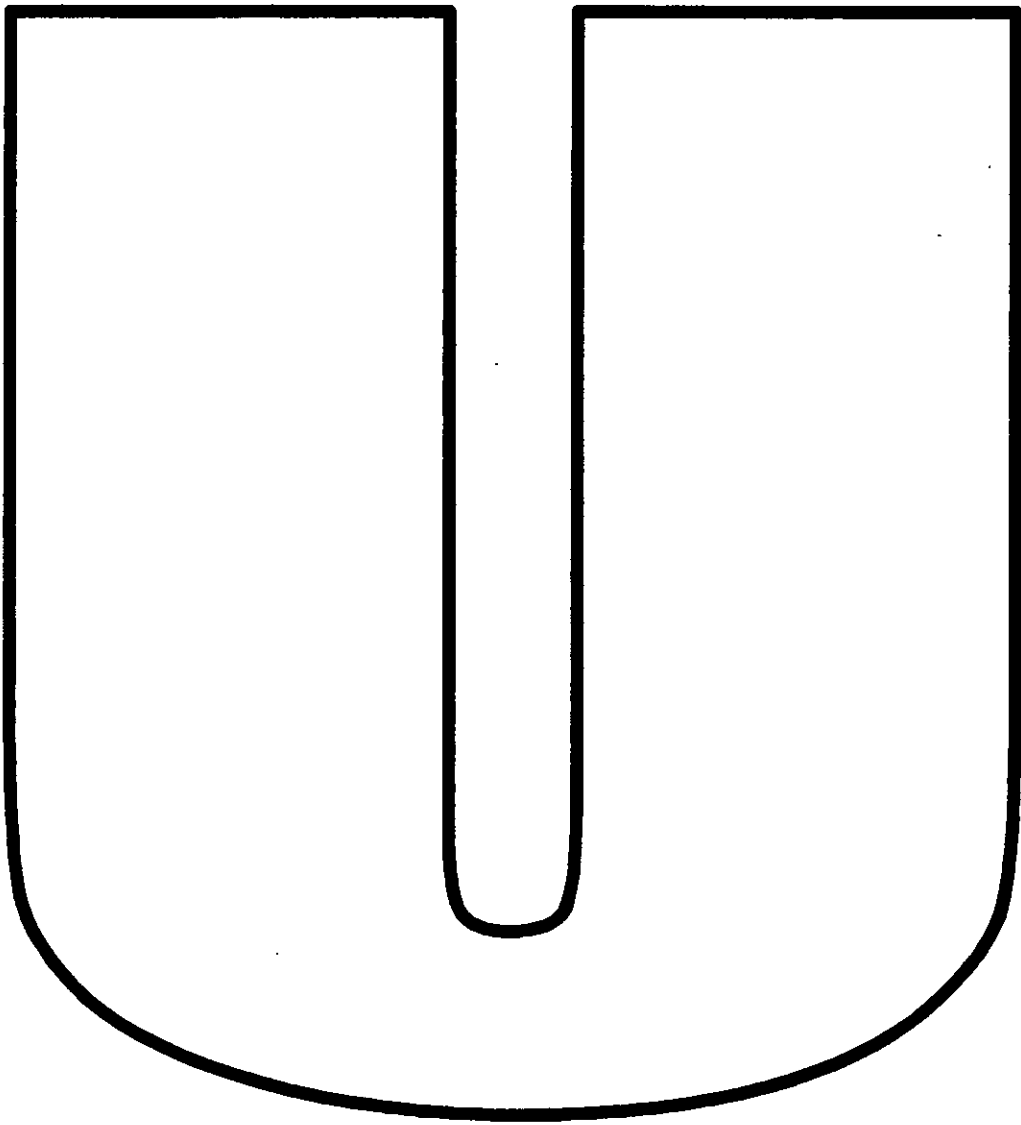
2












En el zoológico

Describe en español.


Nombre _____



la jirafa




el oso



el canguro




la llama




el camello



la foca



la culebra




el hipopótamo

En el zoológico


At the Zoo

Nombre _____


Escribe en español.




el mono



el león



el tigre



el elefante








la cebra



el gorila

Nombre: _____


¿Qué animal es?



En el zoológico

Nombre _____

Match the animals with their number in the picture.



_____ el canguro

_____ el camello

_____ la cebra

_____ la llama

_____ el tigre

_____ la culebra

_____ la foca

_____ el gorila

_____ la jirafa

_____ el león

_____ el mono

_____ el elefante

_____ el oso


_____ el hipopótamo

En el campo

In the Country

Nombre _____


Escribe en español.




la granja




el agricultor




el granero



el tractor



el heno




el gallo


En el campo

Nombre _____


Escribe en español.




los pollitos




el pato




el cordero



el perro



el gato




el pájaro


En el campo

Nombre _____


Escribe en español.



el pez



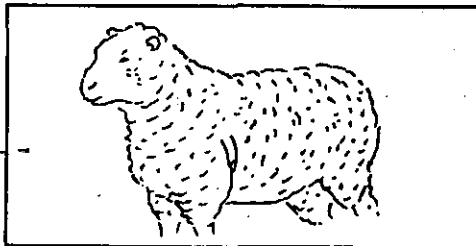
el conejo



el caballo



la cabra



la oveja

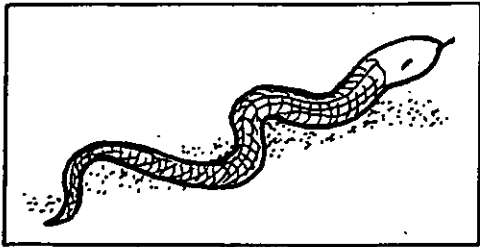


la vaca


En el campo

Nombre _____


Escribe en español.




la serpiente



el cerdo



la gallina



la tortuga



la rana




la mosca

En el campo

Nombre _____

Escribe en español los nombres de cada animal. (Write each animal's name in Spanish.)



1. _____

8. _____

2. _____

9. _____

3. _____

10. _____

4. _____

11. _____

5. _____

12. _____

6. _____

13. _____

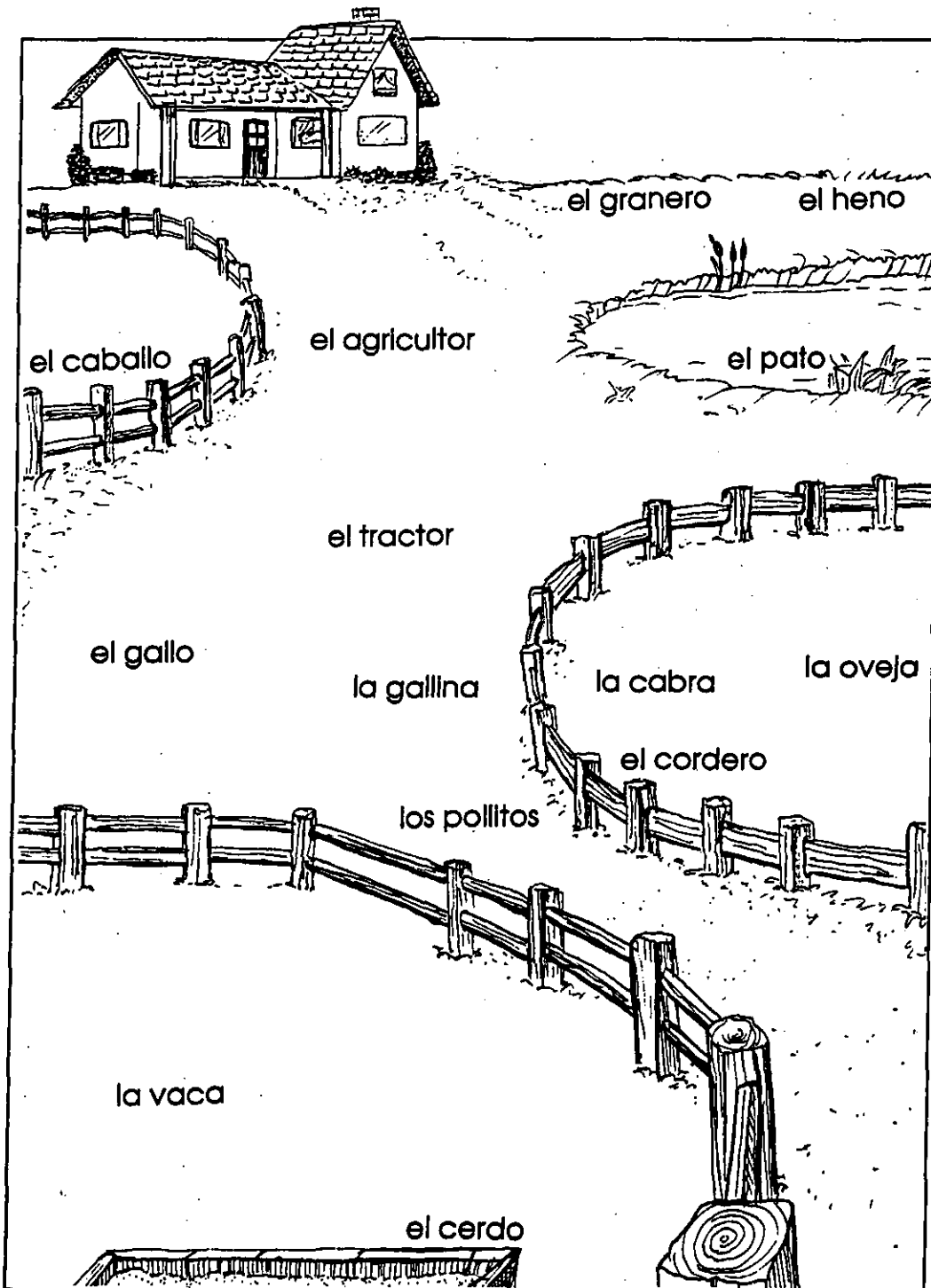
7. _____

14. _____

En el campo

Nombre _____

Dibuja cada animal u objeto. (Draw each animal or object.)



El cuerpo

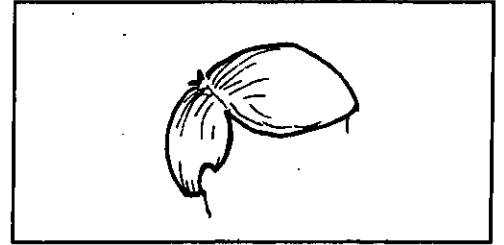
The Body

Nombre _____


Escribe en español.




la cabeza



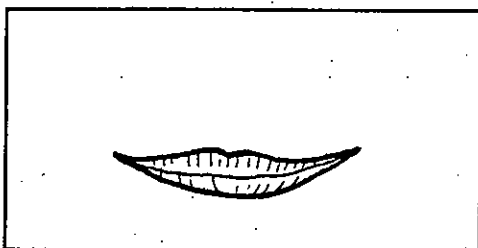
el pelo



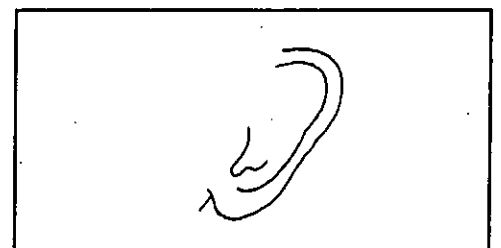
los ojos



la nariz



la boca

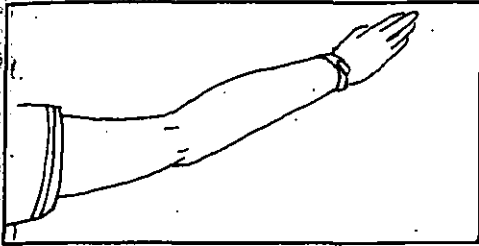


la oreja

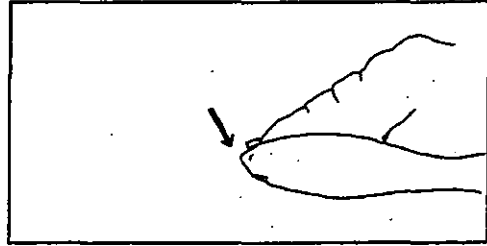
El cuerpo

Escribe en español.

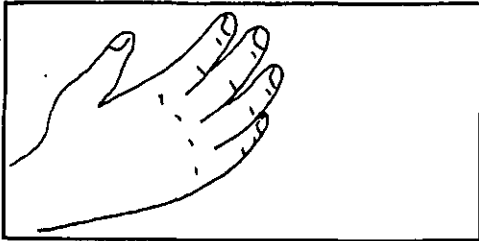
Nombre _____




el brazo




el codo



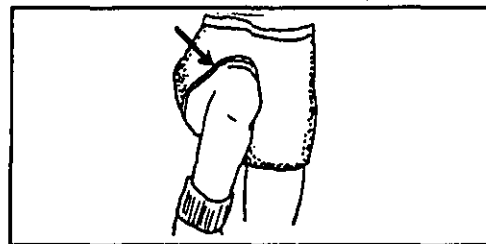
la mano



el dedo




la pierna



la rodilla



el pie



el pecho

Nombre: _____

El Cuerpo

la cabeza

el pelo

la nariz





la boca

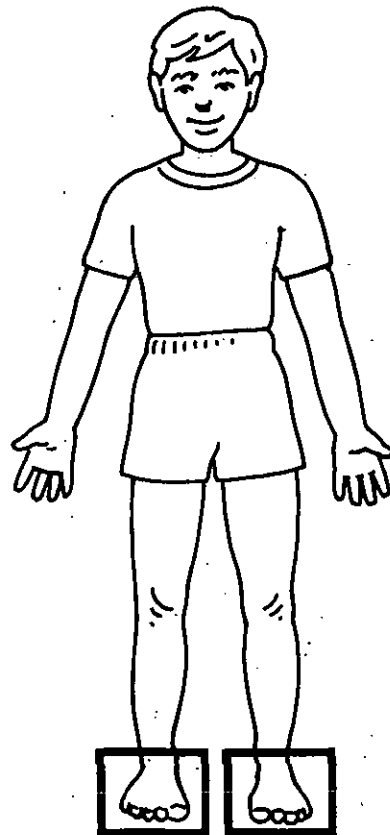
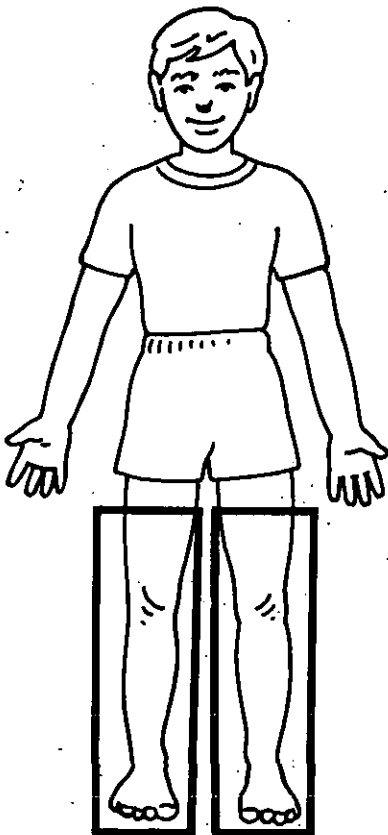
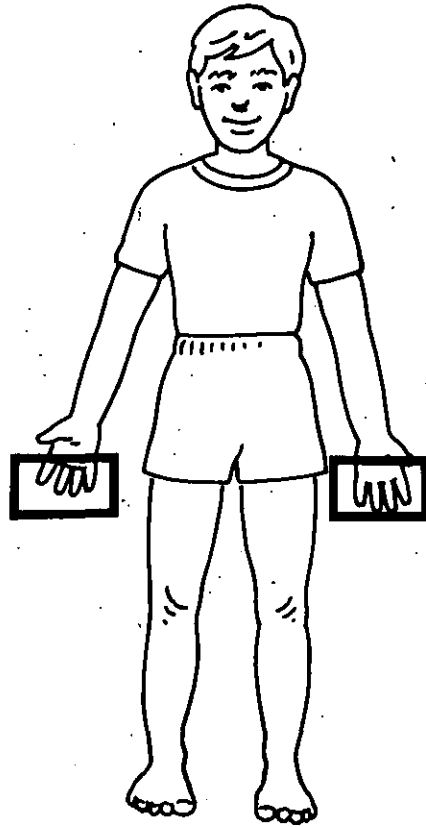
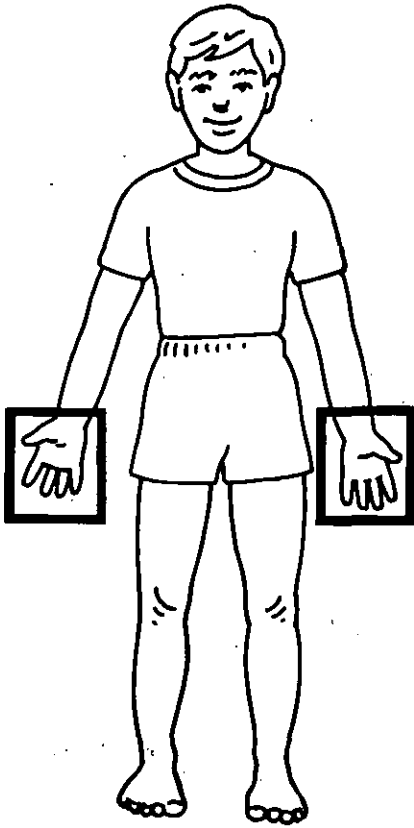
los ojos

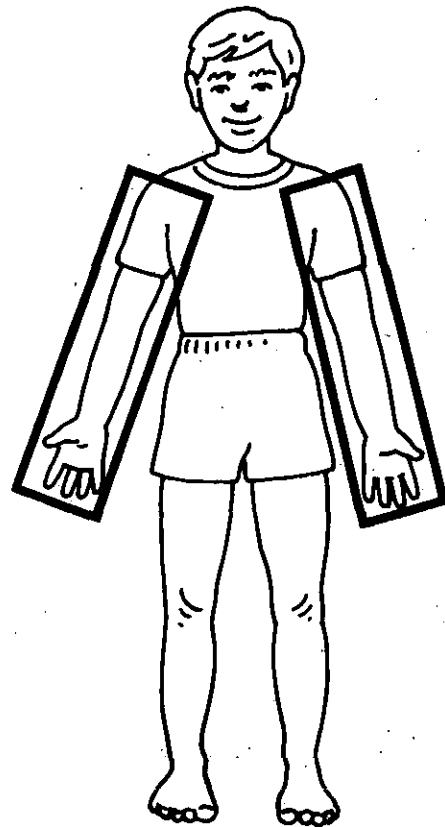

las manos

los pies

las piernas








El cuerpo

Nombre _____

Escribe las partes del cuerpo en español. (Label the parts of the body in Spanish.)



Nombre _____

nuestro cuerpo

Clasifica las partes del cuerpo usando la lista de palabras.

Cabeza

Orejas

Cuello

Hombros

Codo

Muñeca

Mano

Dedos

Muslo

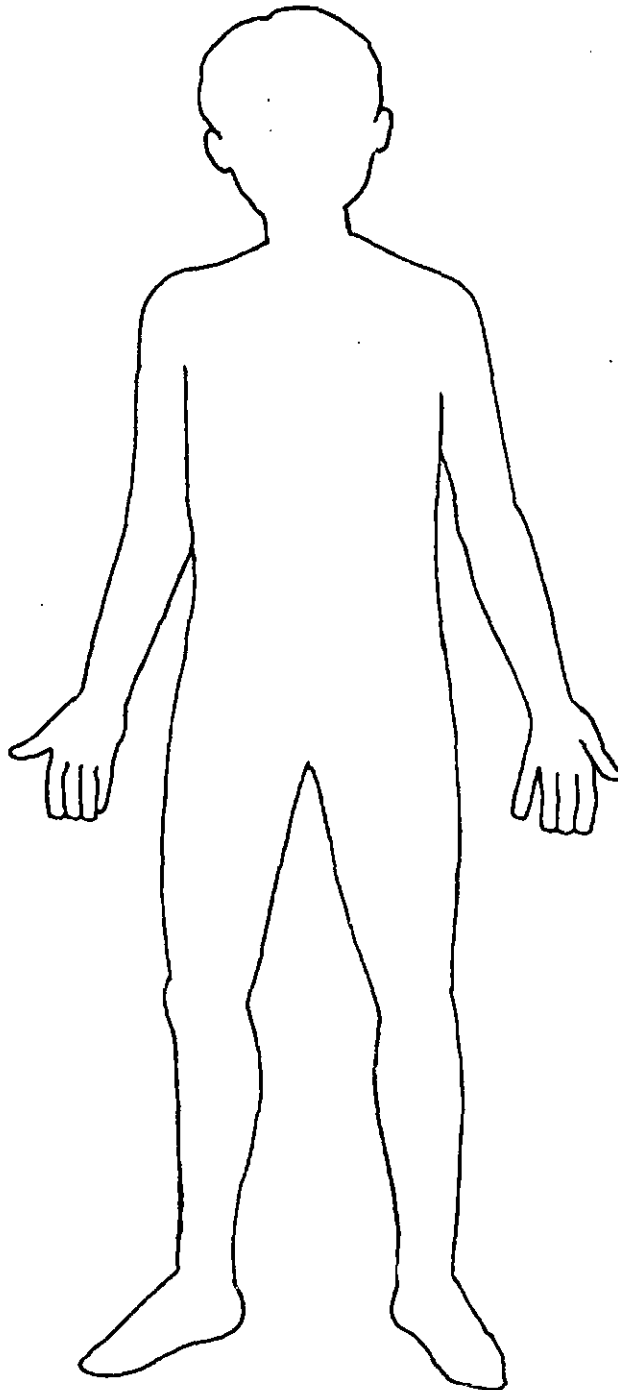
Rodilla

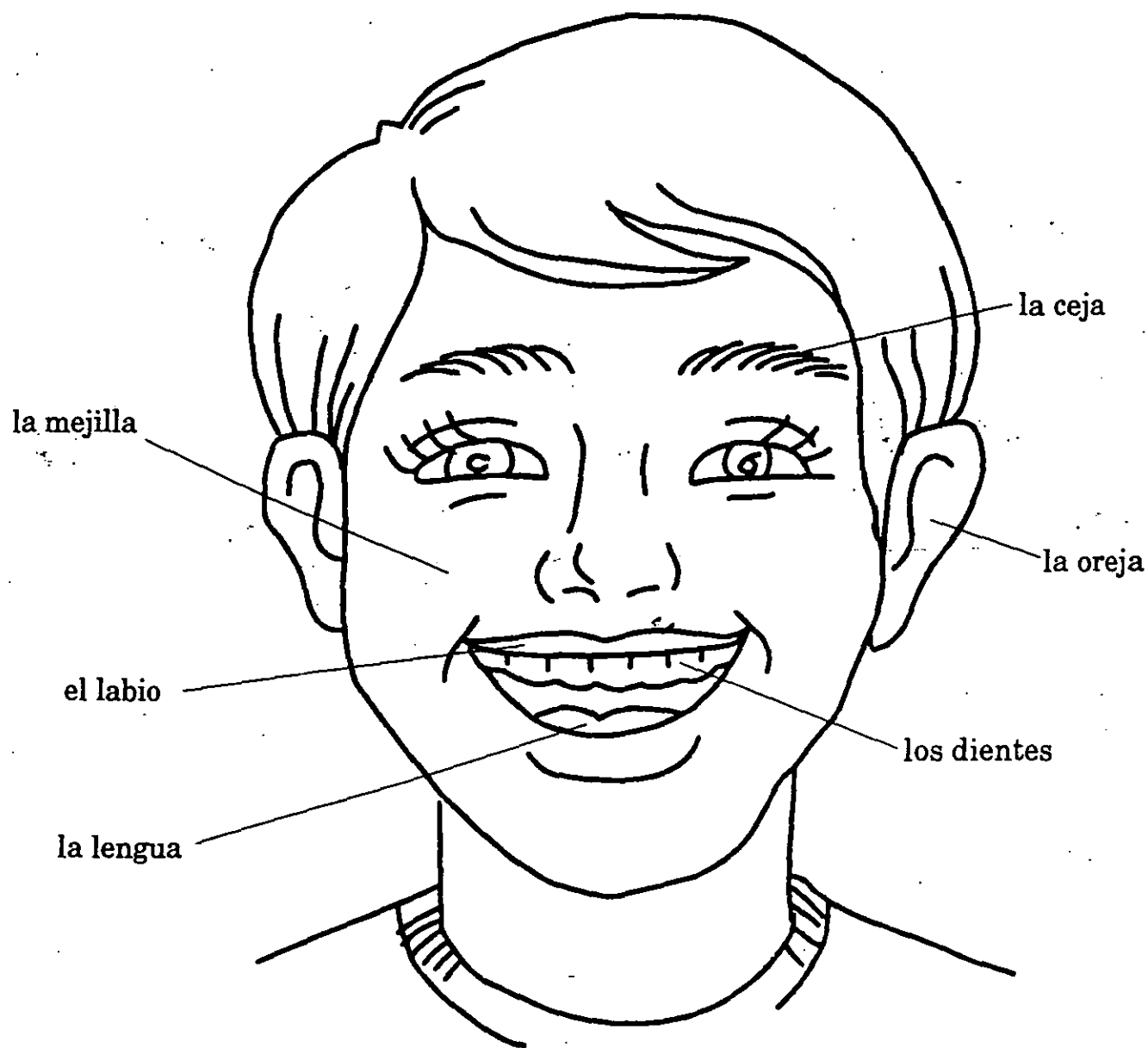
Pantorrilla

Tobillo

Talón

Pie





Unidad


3

La familia


The Family

Nombre _____


Escribe en español.




el padre



la madre



el hijo



la hija



el hermano



la hermana

la familia


Nombre _____

escribe en español.



grandfather

el abuelo




grandmother

la abuela



uncle

el tío



aunt

la tía



cousin

el primo



cousin

la prima

La familia

Nombre _____

Escribe en español.

mother

father

grandmother

grandfather

uncle

son


brother

cousin

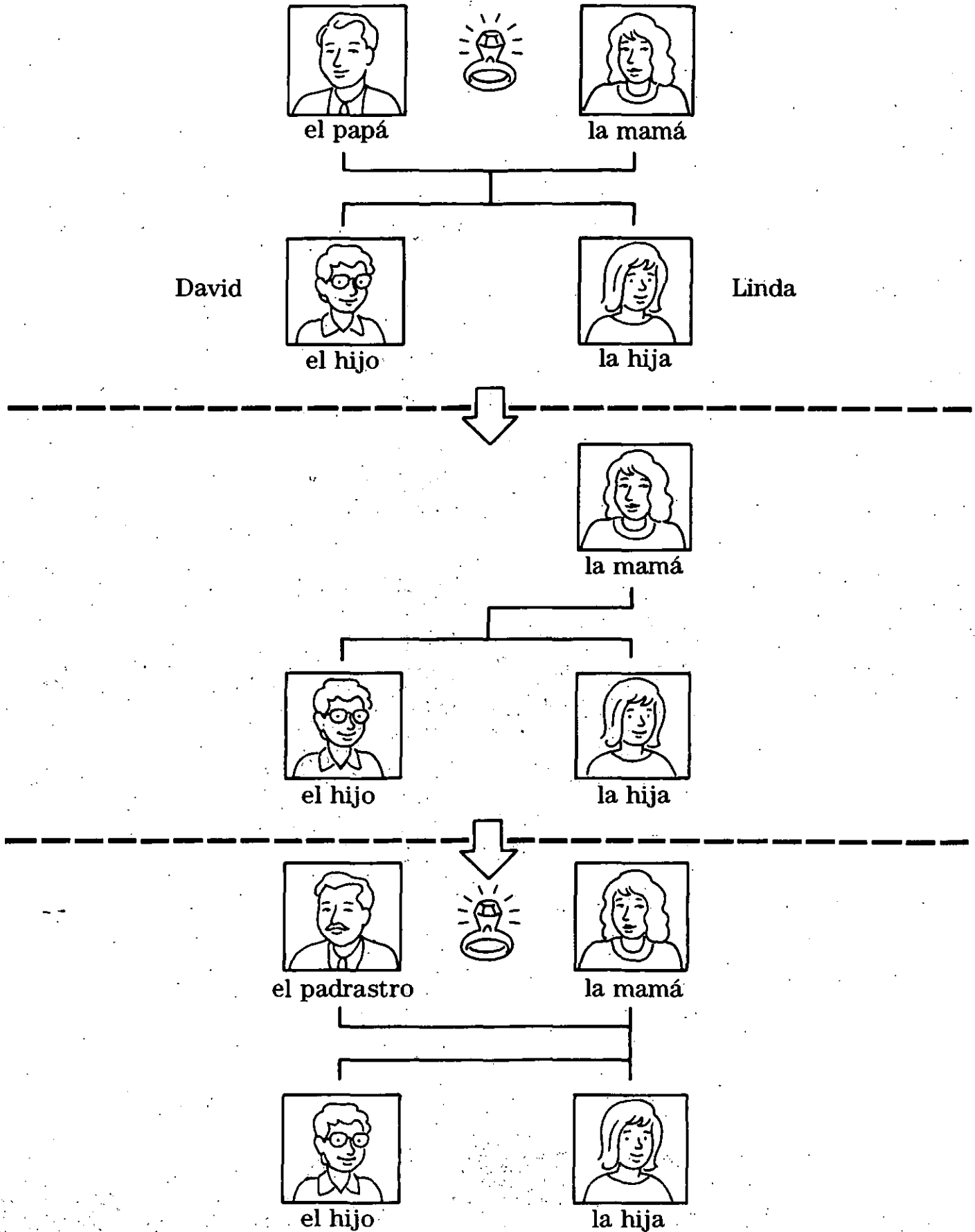
daughter

aunt

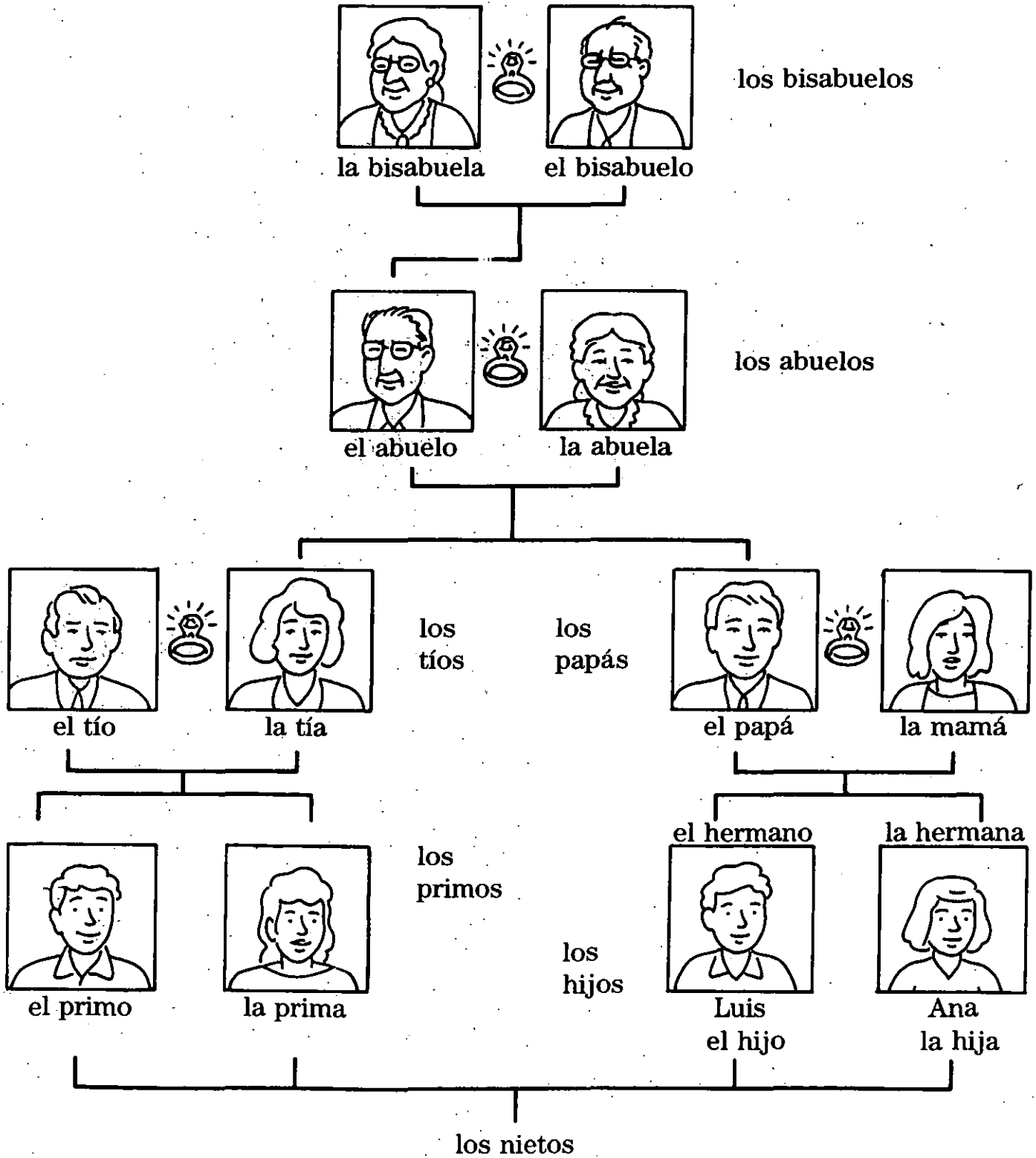
sister



Una familia cambia



La familia de Luis y Ana



Nombre: _____





Mi Familia



mis abuelos




mis padres

mis hermanos

Corta y pega








¡HABLEMOS!

What are their names?

—¿Cómo se llama la mamá de Alicia?

—Su mamá se llama Beatriz Muñoz.



Mis papás



Los Muñoz



Mis hermanos y yo

Here are some additional words that describe other family members:

el padrastro – stepfather

el hermanastro – stepbrother

la madrastra – stepmother


la hermanastra – stepsister

Así es...

A child in a Spanish-speaking country uses the last name of each parent. For example, if Jorge García Luna and his wife, Ana María Méndez de García, have a little girl named María Luz, her full name is María Luz García Méndez. The father's family name always comes first.

PRACTIQUEMOS

A. Look at Linda's family tree. Answer the questions.



1. ¿Cómo se llama la mamá de Linda?
2. ¿Cómo se llama el papá de Linda?
3. ¿Cuántas hermanas tiene Linda?
4. ¿Cómo se llama su hermana?
5. ¿Cuántos hermanos tiene Linda?
6. ¿Cómo se llama la hermanita de David?



B. You want to find out about a classmate and his family, so you've prepared some questions.

PARTNER A: Ask the questions about your partner's family.

PARTNER B: Answer based on the members of your own family.

— ¿Cómo te llamas? ¿Cuántos años tienes?
 — Me llamo (Juan Carlos Morales). Tengo diez años.

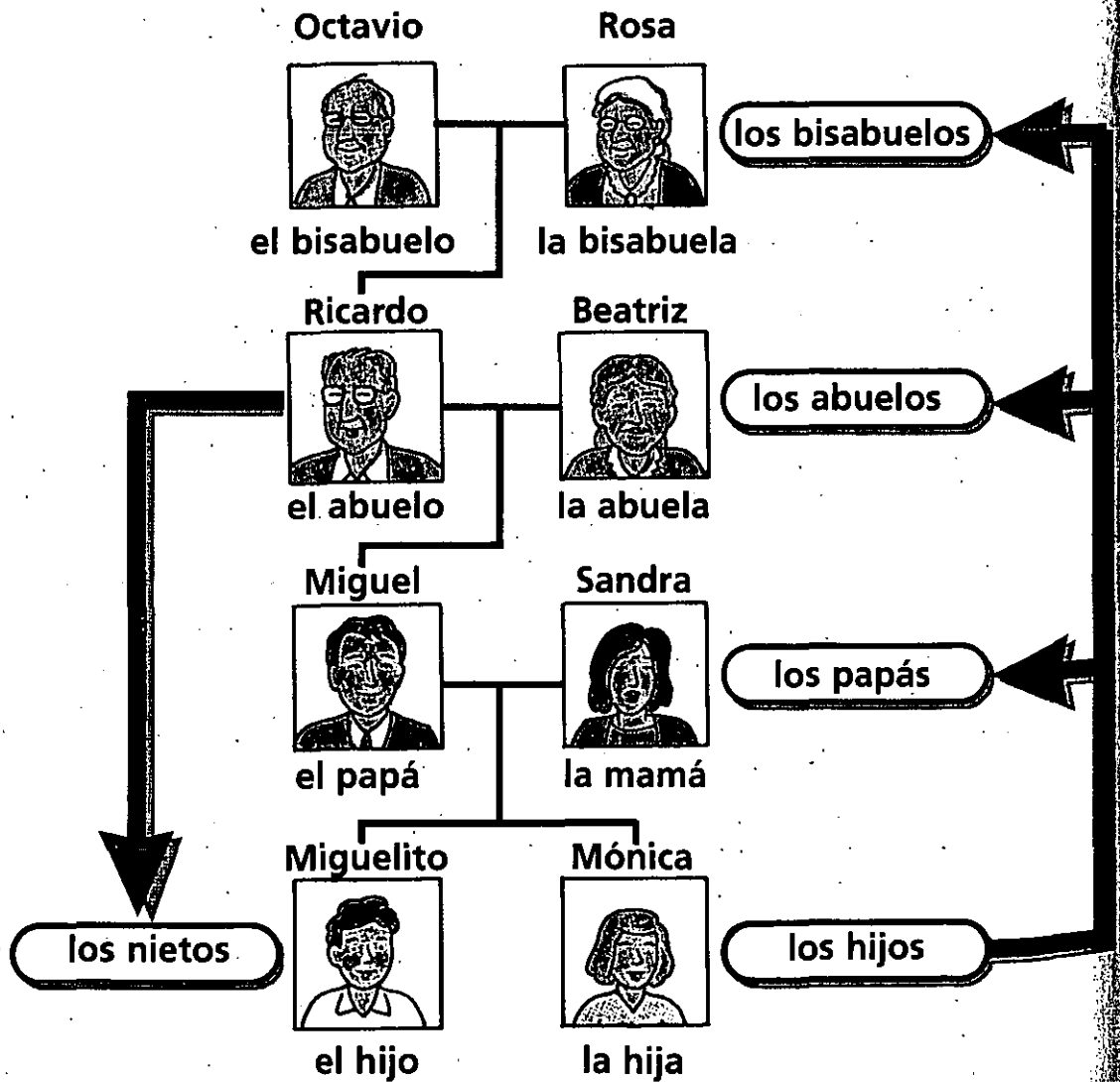
1. ¿Cómo se llama tu papá?
2. ¿Cómo se llama tu mamá?
3. ¿Tienes hermanas? ¿Cuántas?
4. ¿Tienes hermanos? ¿Cuántos?
5. ¿Cuántos años tiene tu papá?

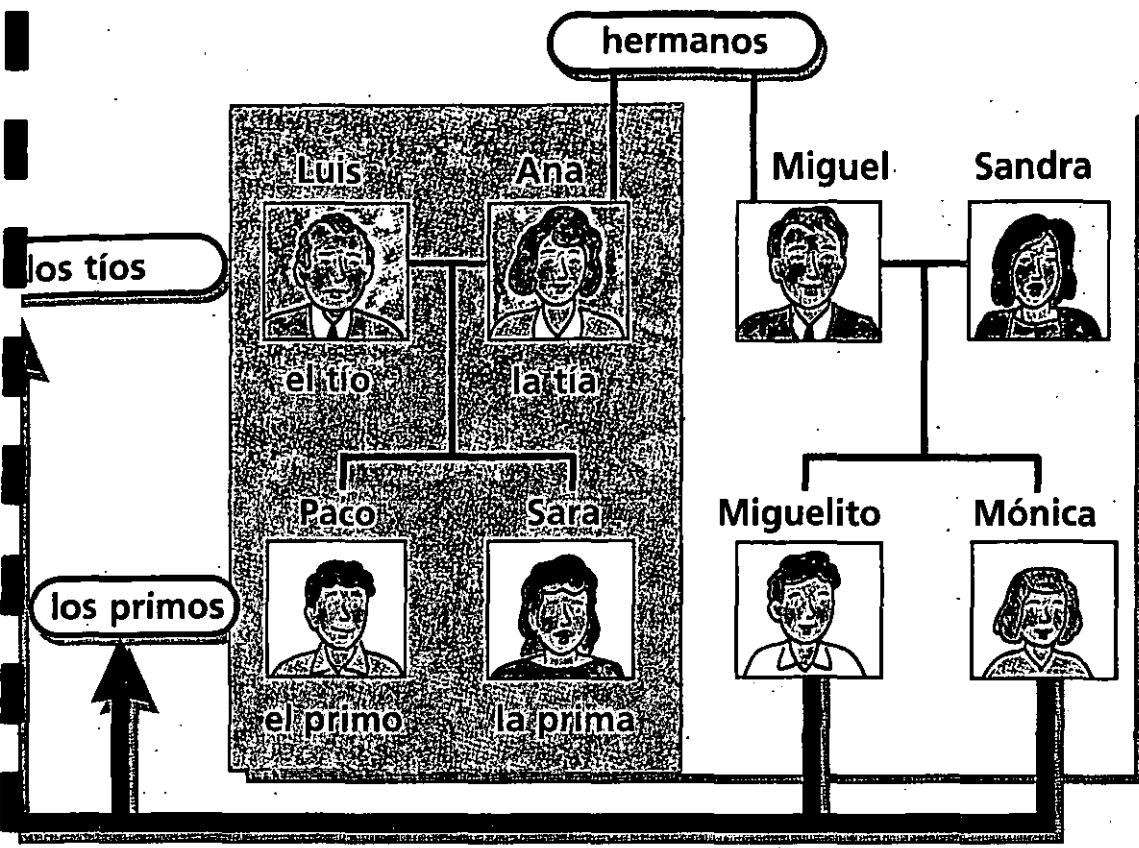
¡HABLEMOS!

Who is who?

¿Quién es el hijo de Sandra?

— Miguelito es el hijo de Sandra.





— ¿Quién es la tía de Mónica?
 — Ana es su tía.

Así es... In Spanish-speaking countries, to show respect, it is customary to address older people or people in positions of authority as *Don* or *Doña*—*Don* for men and *Doña* for women. These terms are used with the person's first name, not the family name—*Don José*, *Doña Amalia*.

La página de diversiones

La sopa de letras

Find the secret words in the alphabet soup. Cross out the letters for each word in the lists. With the letters that are left, form the secret words.

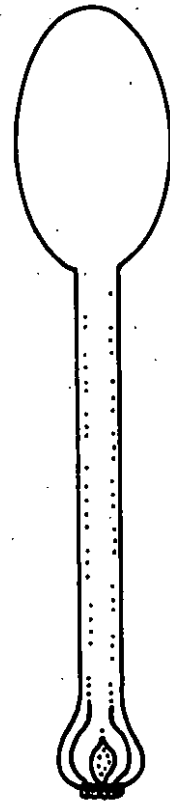

papá
nieta

hermano
abuela

hijo
hermana

mamá
hija

nieto
abuelo





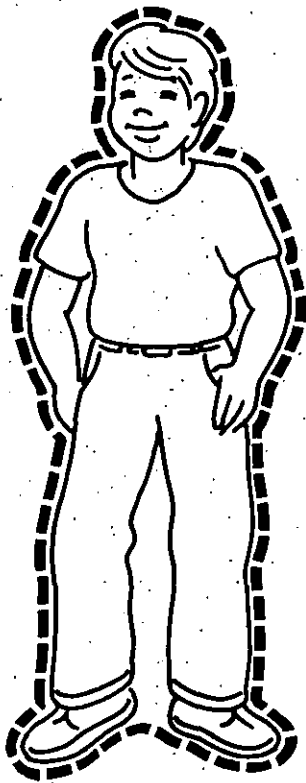

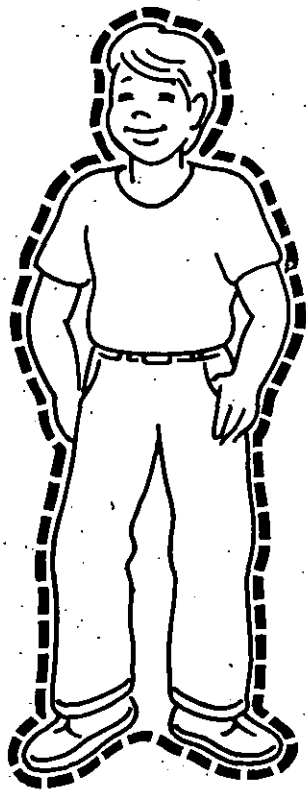
Las palabras secretas: _____

La familia


Nombre _____

Draw pictures of your family where indicated and label them in Spanish.





Y H S M Y D

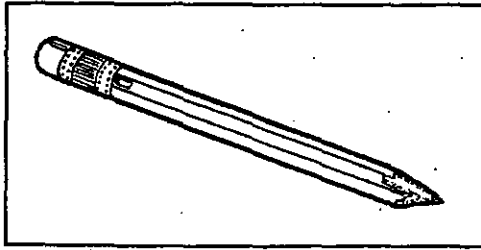


El Salón

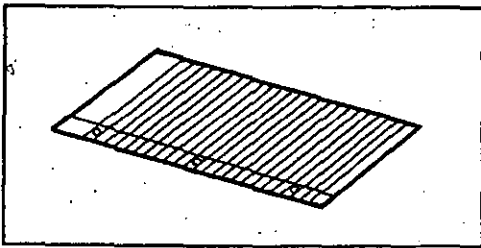
En la escuela

Nombre _____

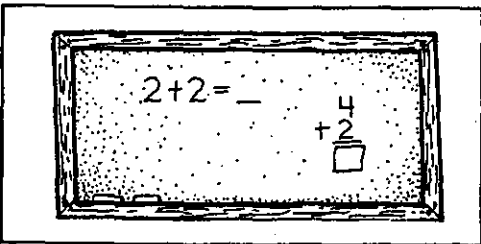
Escribe en español.



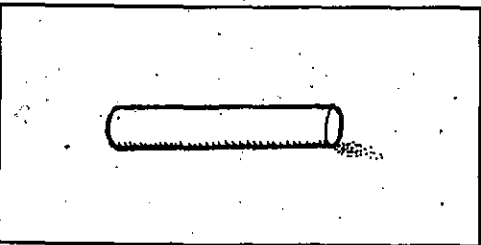
el lápiz



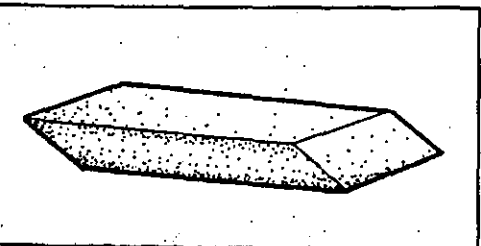
el papel



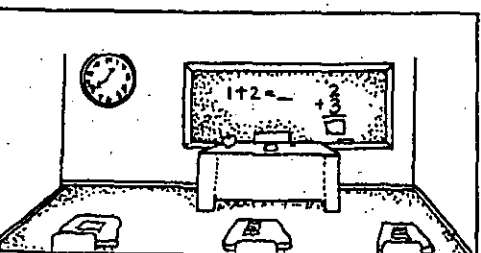
el pizarrón



la tiza



el borrador




el salón

En la escuela

At School

Nombre _____


Escribe en español.



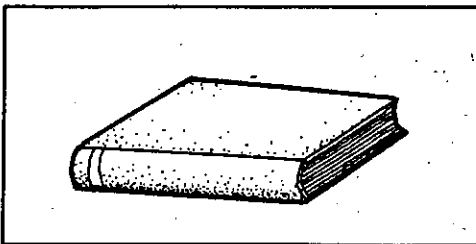
la escuela




la maestra




los alumnos



el libro



el pupitre



el bolígrafo

¡HABLEMOS!

Who is that?



El profesor es un hombre.

el profesor

La profesora es una mujer.



la profesora



Un alumno es un muchacho.

un alumno

Una alumna es una muchacha.




una alumna


Nombre: _____

La Clase


bolígrafo



pupitre



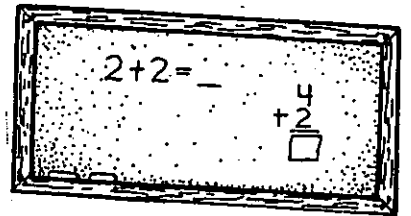
libro



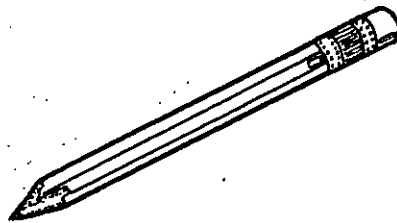
alumnos



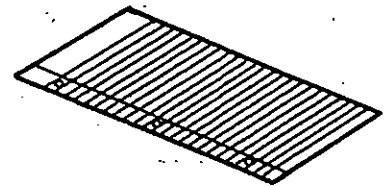
maestra




escuela



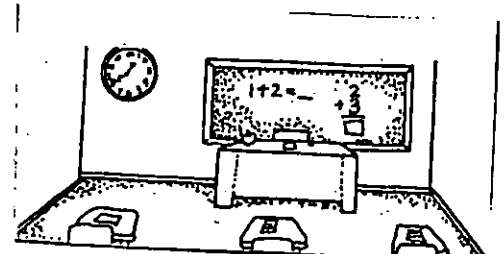

borrador



tiza



papel



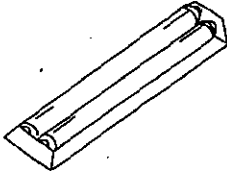





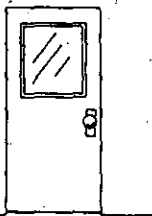

lápiz



¡Hablemos!

Nombre _____

B. The teacher has decorated the bulletin board, but she forgot to connect the labels to the pictures. Draw a line from each picture to its label. One has been done for you. Trace over the dotted line.


un pupitre			una pizarra
una puerta			el profesor
una luz			la alumna
una computadora			una silla

¡Hablemos!

Nombre _____

A. Your school received a shipment today. All the things must be counted before they are taken to the right rooms. Look at the picture and write the word or words for each number you see.


M



siete _____


puertas

1.




sillas _____

2.




computadoras _____

3.




pizarras _____

4.



lucos _____

5.



pupitres _____

THINK FAST!


Circle the highest number in each row.

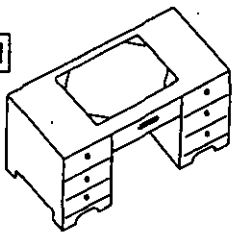
- | | | | | |
|----|-----------|-----------|------------|------------|
| 1. | catorce | quince | trece | veinte |
| 2. | nueve | diez | siete | cuatro |
| 3. | dieciséis | dieciocho | diecisiete | once |
| 4. | dos | veintidós | doce | veintitrés |

SEGUNDA LECCIÓN ¡BIENVENIDOS!


¡Hablemos! Nombre _____


E. Hortensia fell asleep in class and doesn't know all the words! How do you answer her questions? Write the answer to the question on the lines.


M  ¿Es un pupitre?
No, no es un pupitre.

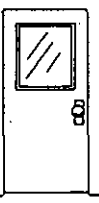
M  ¿Es un escritorio?
Sí, es un escritorio.


1.  ¿Es la alumna?

2.  ¿Es una luz?

3.  ¿Es una silla?

4.  ¿Es un libro?

5.  ¿Es una pizarra?

6.  ¿Es la profesora?

THINK FAST!

1. Name two things in the classroom that run on electricity.

2. Name two things in the classroom that are pieces of furniture.

La página de diversiones

Busca las palabras

Read the words in the list and try to find them in the box. The words are either down or across. When you find a word, circle it and then make a check by the word in the list. One has been done for you.

bolígrafo
cuaderno
libro

regla
✓ papel
reloj

lápiz
cesta
globo

bandera
mapa
pared

C	E	S	T	A	V	L	A	P	I	Z	R
O	M	R	Z	P	U	T	R	A	H	X	E
L	G	O	A	S	M	R	T	P	B	J	L
L	L	E	V	C	U	A	D	E	R	N	O
Y	O	P	A	S	H	E	C	L	E	O	J
U	B	Y	V	W	U	B	D	S	G	G	H
B	O	L	I	G	R	A	F	O	L	L	K
N	R	I	N	F	D	N	I	M	A	Z	Q
T	S	B	G	W	Y	D	Z	Q	R	K	L
S	E	R	P	A	R	E	D	E	R	L	O
U	I	O	K	Q	A	R	I	F	Z	X	I
Z	O	I	M	A	P	A	K	W	Q	C	U

Nombre _____

La Página de diversiones

Busca las palabras

Read the words in the list and try to find them in the box. The words are either down or across. When you find a word, circle it and then make a check mark by the word in the list. One has been done for you.

alumna
 el
 la
 luz
 pizarra
 puerta
 pupitre
 ✓ silla
 un
 una


S	I	L	L	A	Z	E	U	N
L	O	S	U	L	O	B	I	T
E	M	M	P	U	E	R	T	A
L	A	I	I	M	O	S	C	A
X	N	O	T	N	U	N	A	L
D	P	I	Z	A	R	R	A	U
P	U	P	I	T	R	E	U	Z

En la escuela

Nombre _____

Escribe en español.

El salón




¡HABLEMOS!

What's this?



— ¿Qué es esto? ¿Es una pizarra?
— No. Es una puerta.



un escritorio



una pizarra




un pupitre



una silla



una puerta




una luz



una computadora

¡HABLEMOS!

What is it?

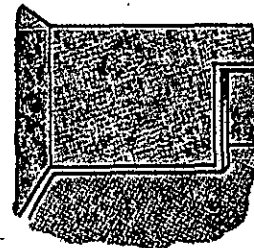


— ¿Qué es esto?
— Es el salón de clase.

el salón de clase



el reloj



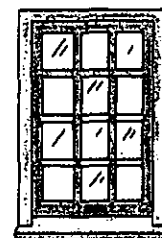
la pared



la bandera



el globo



la ventana

PRACTIQUEMOS



Work with a partner. Ask and answer questions about things in the classroom.

PARTNER A:

Ask what the item in the picture is.

PARTNER B:

Say what the item is.




— ¿Qué es esto?

— Es una silla.

1.



2.



3.



4.



5.



6.



ENTRE AMIGOS



Get together in a group of three or four classmates and ask each other questions about things in your own classroom. One person points to something and asks what it is. The other person answers.

¡HABLEMOS!

What's on the desk?




un cuaderno

— ¿Qué hay en el pupitre?


— Hay un cuaderno.



un lápiz



una hoja de papel



Una clase en
Colombia.


PRACTIQUEMOS



You're helping a new student in class to name different classroom objects in Spanish.

PARTNER A: Ask what each object is.

PARTNER B: Name the object.



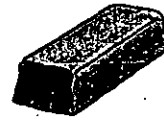
¿Qué es esto?

Es el mapa.

1.



2.



3.



4.



5.



6.



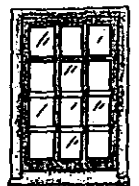
7.




8.



9.





el borrador



la mesa



el mapa



la cesta



la tiza

Así es...

Did you know that the Spanish word *mesa* is also an English word? In English, a mesa is a high, rocky hill with a flat top. There are lots of them in the southwestern United States—in places like Mesa, Arizona, or Mesa Verde National Park in Colorado.

PRACTIQUENOS




You need to borrow some things for a school project, so you call a friend.

PARTNER A:

Ask a question based on the picture.

PARTNER B:

Answer the question.




¿Tienes una regla?

—SÍ, POR SÍ, CLARO.

1.





2.



3.



4.

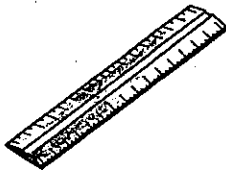





¿Tienes un libro?

— Sí, claro.

un libro



una regla



un bolígrafo

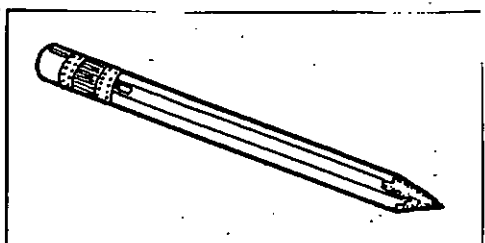


Así es...

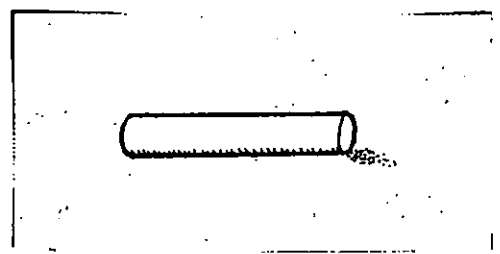
In Latin America, many schools are actually two schools in one! One group of students comes in the morning. The other group comes in the afternoon, uses the same classrooms, and works until evening. Even the teachers are different!

Nombre: _____

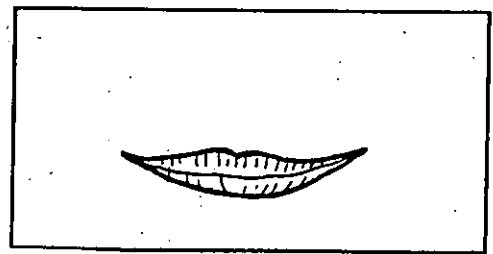
Masculino y Femenino



el la lápiz




el la tiza



el la boca



el la pie




el la abuela




el la tío

Nombre: _____

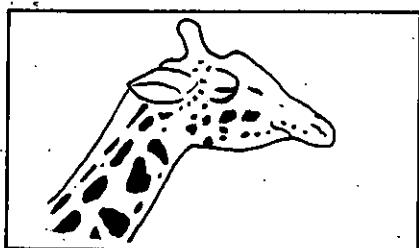
Masculino y Femenino




un una libro




un una escuela



un una jirafa



un una oso




un una tía



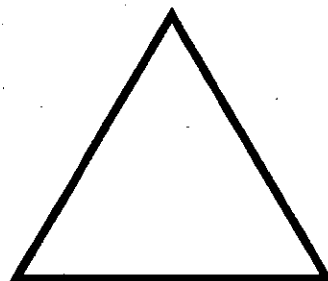
un una abuelo

Nombre: _____

Masculino y Femenino




un una rectángulo




un una triángulo




el la cuadrado



el la círculo



un una estrella



un una corazón


UNIDAD 1

¿Cómo lo dices?

Nombre _____

F. As tour guide for Visitors' Night, you are in charge of answering people's questions. Write the answer in the blanks.


M



¿Qué es esto?

Es la mesa

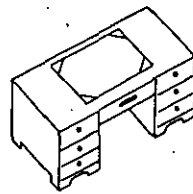
1.



¿Qué son estos?

Son _____

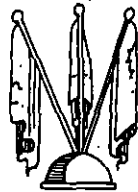
2.



¿Qué es esto?

Es _____

3.



¿Qué son estos?

Son _____

4.



¿Quién es?

Es _____

5.



¿Quién es?

Es _____

6.



¿Qué es esto?

Es _____


7.



¿Quién es?

Es _____

8.



¿Qué son estos?

Son _____


UNIDAD 1

¿Cómo lo dices?

Nombre _____

E. It's "Visitors' Night" at school and you have been assigned the task of making labels for items in the classroom. Write the word **el, los, la, or las** in the label.

M



el
cuaderno

1.




ventanas

2.



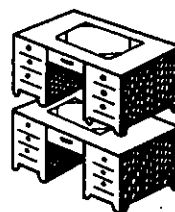
globo

3.




bolígrafo

4.



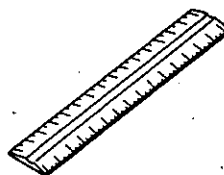
escritorios

5.



cestas

6.



regla

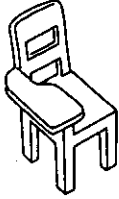
UNIDAD 1

¿Cómo lo dices?

Nombre _____

G. Some people at Visitors' Night want to speak Spanish, but they need help. Look at the pictures, read the questions, and then complete the sentences.

M



¿Es la mesa?

No, no es la mesa. Es el pupitre.


1.



¿Son las alumnas?

No, no son

2.



¿Es la tiza?

No, no es


3.



¿Son los cuadernos?

No, no son

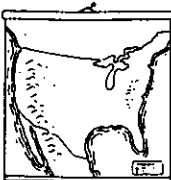
4.



¿Son los bolígrafos?

No, no son

5.



¿Es la bandera?

No, no es

Unidad

4

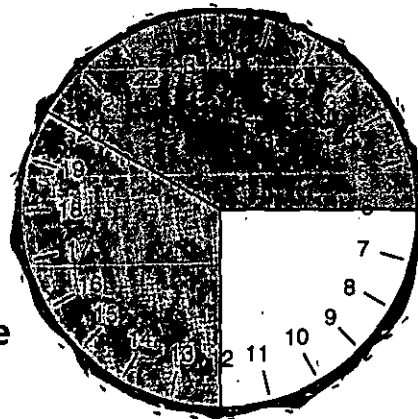
¡HABLEMOS!

What time of the day is it?

¿Cuándo vas a la biblioteca?

Voy por la tarde.

la noche



la tarde

la mañana



el mediodía



la medianoche

PRACTIQUEMOS




A. Choose a partner. Practice greeting each other, and then saying good-bye. (Be careful—more than one answer may be correct.)

PARTNER A:

Say what is in the picture.

PARTNER B:

Answer with an appropriate response.



1.




2.



3.




4.



5.



6.




— Caminas en el parque a la medianoche?
— No, no camino a la medianoche.



la salida del sol



la puesta del sol



¿Cómo es el reloj,
viejo o moderno?

Así es...
Although there is no precise rule, when Spanish-speakers talk about *la tarde*, they can mean any time from noon to about 8:00 p.m. There aren't separate words for "afternoon" and "evening."

Nombre: _____

Los Saludos

Circula el saludo apropiado.

¡Buenas tardes!

¡Buenas noches!

¡Buenos días!



¡Buenas tardes!

¡Buenas noches!

¡Buenos días!



¡Buenos días!

¡Buenas tardes!

¡Buenas noches!



Nombre: _____

¿Qué se dice?

Por la noche

la puesta del sol

Por la mañana

¡Buenas tardes!

Por la tarde

¡Buenas noches!

el mediodía

¡Buenos días!

la medianoche

la salida del sol

Nombre: _____

Mi calendario

1. _____

Domingo

2. _____

Sábado

3. _____

Jueves

4. _____

Lunes

5. _____

Martes

6. _____

Miércoles

7. _____

Viernes

Los días de la semana

The Days of the Week

Nombre _____

Escribe en español.

Escribe el día siguiente.
(Write the following day.)

lunes (Monday)

martes

martes (Tuesday)

viernes

miércoles (Wednesday)

lunes

jueves (Thursday)

jueves

viernes (Friday)

miércoles

sábado (Saturday)

domingo

domingo (Sunday)

sábado

UNIDAD 3

¡Hablemos!

Nombre _____

B. Antonio goes to school on weekdays, but he always stays at home on the weekends. After reading the name of the day, write either **la escuela** or **la casa** in the blank.

M martes

la escuela

1. jueves

2. sábado

3. lunes

4. domingo

5. viernes

6. miércoles



THINK FAST!

What day comes before each of these days?

1. lunes

2. sábado

3. jueves

4. domingo

Nombre: _____

Mi calendario

Domingo

Sábado

Jueves

Lunes

Martes

Miércoles

Viernes

UNIDAD 3

¡Hablemos!

Nombre _____

C. Imagine that today is the fifteenth of the month. The date has been circled on your calendar. For each date listed, check the calendar. Write in the blank next to the date whether it is **esta semana** or **la próxima semana**.

lunes	martes	miércoles	jueves	viernes	sábado	domingo
	1	2	3	4	5	6
7	8	9	10	11	12	13
14	15	16	17	18	19	20
21	22	23	24	25	26	27
28	29	30				

M 24 la próxima semana

1. 17 _____

4. 20 _____

2. 23 _____

5. 16 _____

3. 27 _____

6. 21 _____

¡HABLEMOS!

What are the days of the week?

- ¿Cuáles son los días de la semana?
- Lunes, martes, miércoles, jueves, viernes, sábado y domingo.
- ¿Y del fin de semana?
- Sábado y domingo.



lunes	martes	miércoles	jueves	viernes	sábado	domingo
Un día →						el fin de semana →
Una semana →						

—¿Qué día es hoy? ¿Lunes?

—Sí, y mañana es martes, ¡claro!

hoy

el calendario

lunes	martes	miércoles	jueves	viernes	sábado	domingo
	1 el primero	2	3	4	5	6
7	8 mañana	9	10	11	12	13
14	15	16	17	18	19	20
28	29	30 el treinta	31 el treinta y uno			

—¿Qué día es el primero?

—Es el martes.

PRACTIQUEMOS



A. Your friends are making plans. They need to know the days for certain dates. Work with a partner.

PARTNER A: Ask what day of the week a certain date is.

PARTNER B: Look at the calendar and answer.

—¿Qué día es el tres?

—Es el domingo.

1. ¿Qué día es el seis?
2. ¿Qué día es el veintidós?
3. ¿Qué día es el veinticinco?
4. ¿Qué día es el cinco?
5. ¿Qué día es el diecisiete?
6. ¿Qué día es el primero?
7. ¿Qué día es el veintiocho?
8. ¿Qué día es el trece?
9. ¿Qué día es el once?
10. ¿Qué día es el veintiuno?

lunes	martes	miércoles	jueves	viernes	sábado	domingo
				1	2	3
4	5	6	7	8	9	10
11	12	13	14	15	16	17
18	19	20	21	22	23	24
25	26	27	28	29	30	



B. With a partner, make up a calendar for the first two weeks of next month. Write the name for each date in Spanish. Trade calendars with another pair of classmates and check each other's work.

lunes	martes	miércoles	jueves	viernes	sábado	domingo
	X	X	X	X	X	X
7 hoy	8	9	esta semana		12	13
14	15	16	la próxima semana		19	20
21	22	23	24	25	26	27
28	29	30				



—¿Cuándo vas al cine?
 —Voy el domingo. OR Voy esta semana.

el cine



el parque

¿Cuándo vas al parque?

Vamos a la escuela.




El calendario



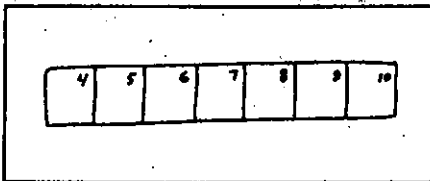
The Calendar

Nombre _____

Escribe en español.



enero						
D	L	M	M	J	V	S
		1	2	3	4	
5	6	7	8	9	10	11
12	13	14	15	16	17	18
19	20	21	22	23	24	25
26	27	28	29	30	31	



el calendario

el mes

la semana

el día

el año

Escribe las palabras que corresponden en español. (Write the correct words in Spanish.)

12 meses =

4 semanas =

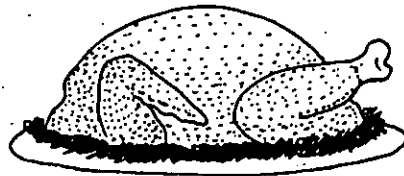

7 días =

24 horas =

Los meses

The Months

Nombre _____



Escribe en español.

Nota: Months are **not** capitalized in Spanish.

enero (January)

julio (July)

febrero (February)

agosto (August)

marzo (March)

septiembre (September)

abril (April)

octubre (October)

mayo (May)

noviembre (November)

junio (June)

diciembre (December)


Nombre: _____

Los meses del año

- | | | |
|-----|-------|------------|
| 1. | _____ | junio |
| 2. | _____ | abril |
| 3. | _____ | octubre |
| 4. | _____ | diciembre |
| 5. | _____ | julio |
| 6. | _____ | febrero |
| 7. | _____ | septiembre |
| 8. | _____ | mayo |
| 9. | _____ | agosto |
| 10. | _____ | enero |
| 11. | _____ | noviembre |
| 12. | _____ | marzo |
-

Los meses

Nombre _____



Escribe el mes siguiente. (Write the following month.)

diciembre

agosto

mayo

febrero

septiembre

enero

abril

octubre

junio

marzo

noviembre

julio

¡Hablemos!

Nombre _____

A. Marcos is proud of himself! He has spelled all the months of the year correctly! Now he wants you to put the months in the correct order. Marcos has already done the first one.

marzo	agosto	febrero	octubre
noviembre	mayo	julio	abril
✓ enero	septiembre	diciembre	junio

- | | | |
|-----------------|----------|-----------|
| 1. <u>enero</u> | 5. _____ | 9. _____ |
| 2. _____ | 6. _____ | 10. _____ |
| 3. _____ | 7. _____ | 11. _____ |
| 4. _____ | 8. _____ | 12. _____ |

B. Now Marcos wants to write about what he likes and doesn't like to do during certain months. Unfortunately, he scrambled all the letters. Unscramble the letters to form a word. Write it in the blank to complete the sentence for Marcos.

M Me gusta pintar en abril.
ratnip

- Me gusta _____ en junio.
minarca
- No me gusta _____ en octubre.
rabail
- Me gusta _____ en enero.
artinpa
- No me gusta _____ en marzo.
darna

UNIDAD 6

¡Hablemos!

Nombre _____

C. Susana is showing you pictures of her friends. What is the date? What is each friend doing? Complete the first sentence by writing the appropriate month. Then complete the second sentence by writing an activity.


M



Es el diecisiete de _____ marzo

Adela _____ estudia

1.



Es el veinte de _____

Alberto _____

3.



Es el once de _____

Marisol _____


2.



Es el cinco de _____

Lidia _____

4.



Es el catorce de _____

Daniel _____

¡HABLEMOS!

What's the date?

—¿Cuál es la fecha?

—Es el trece de enero.

13



enero

14



febrero

17



marzo

8



abril

5



mayo

21



junio

4




julio

27



agosto

15



septiembre

12



octubre

25



noviembre

30



diciembre

—¿En qué mes es tu cumpleaños?

—En noviembre. Es el doce de noviembre.



¡Es mi cumpleaños!




PRACTIQUENOS

A. How good is your memory? Look at each picture and tell what month it is.




Es abril.




1.



2.



3.



4.



5.



6.




7.




8.


B. ¿Cuál es la fecha? Now that you've learned the months, you're able to give dates in Spanish. Give the dates for each of these holidays.






1.


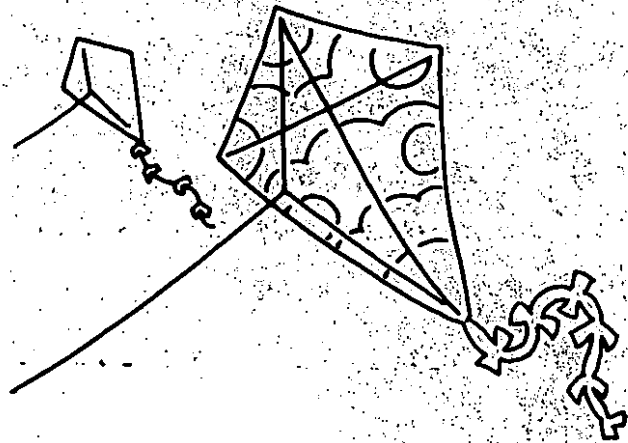





2.



3.





ENTRE AMIGOS



Birthdays and santos are just two of the days that people celebrate. Look at this list of different días de fiesta:

Año Nuevo	1 de enero
Día de los Novios	14 de febrero
Día de la Bandera (México)	24 de febrero
Día de San Patricio	17 de marzo
Día de la Madre	en el mes de mayo
Día de la Independencia	4 de julio
Aniversario del General San Martín (Argentina)	17 de agosto
Día de la Raza (Panamá)	12 de octubre
Día de los Veteranos	en el mes de noviembre
La Navidad	25 de diciembre

Get with a partner. Take turns picking different holidays. Say when the holiday is, and ask each other if you ever celebrate (*celebrar*) the holiday:

A: El día de San Patricio es el diecisiete de marzo. ¿Celebras tú el día de San Patricio?

B: Sí, a veces. ¿Y tú?

A: No, nunca celebro el día de San Patricio.



Guatemala. Hay un desfile para celebrar este día de fiesta.



San Antonio, Texas. Los niños celebran un cumpleaños.

Las estaciones del año


Seasons

Nombre _____


Escribe las estaciones.




el invierno



la primavera




el verano



el otoño

¡HABLEMOS!


What season do you like?



el verano

—¿Cuál estación te gusta?

—Me gusta el verano.



el invierno



el otoño



la primavera

Nombre: _____

Las estaciones

Corta y pega



La primavera

El otoño

El verano

El invierno








Unidad


5

Nombre: _____

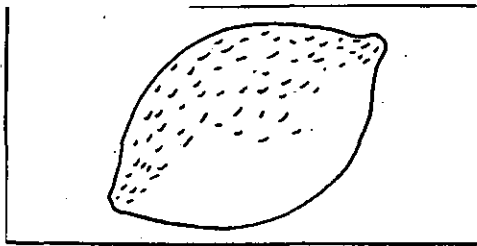
Las Frutas




la fresa




las cerezas



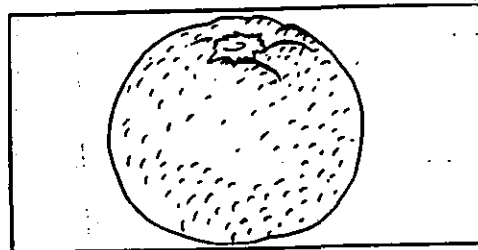
el limón



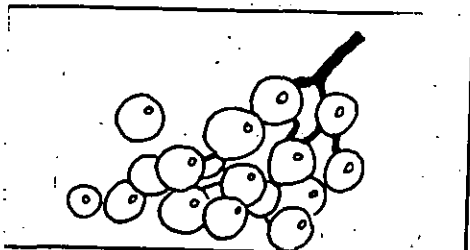
la manzana



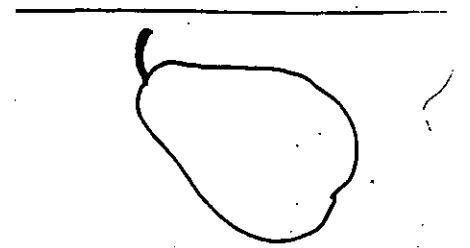
los plátanos



la naranja



las uvas




la pera

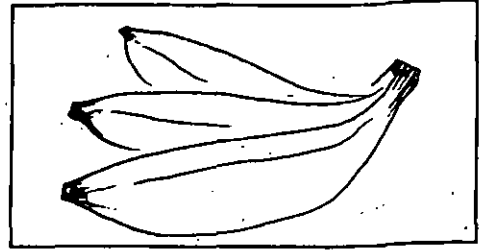
La comida

Escribe en español.


Nombre _____




la manzana



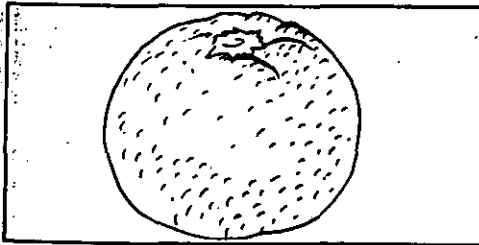
los plátanos




las cerezas



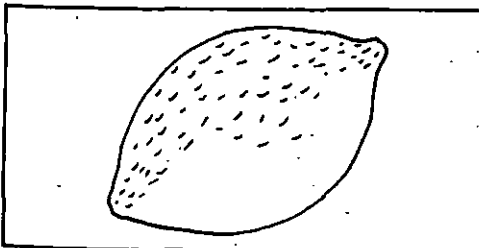
las uvas



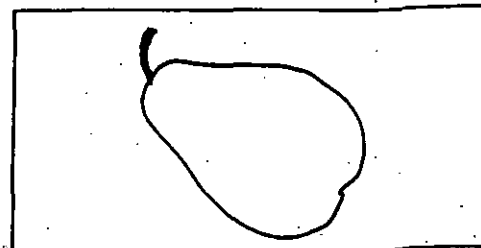
la naranja



la fresa



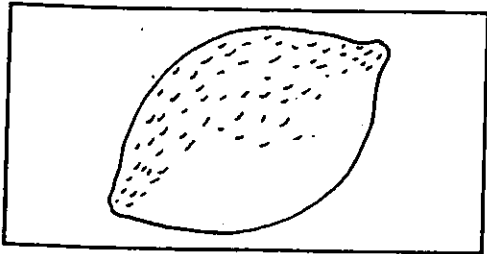
el limón



la pera

Nombre: _____

Las Frutas




el limón

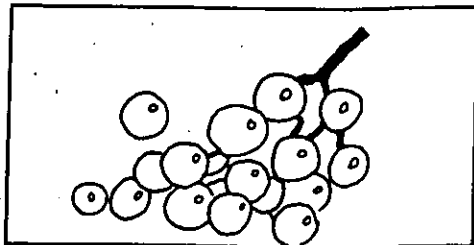
Me gusta



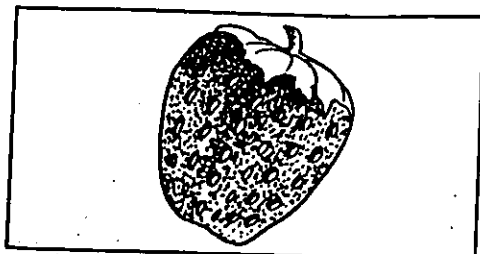
No me gusta



los plátanos




las uvas



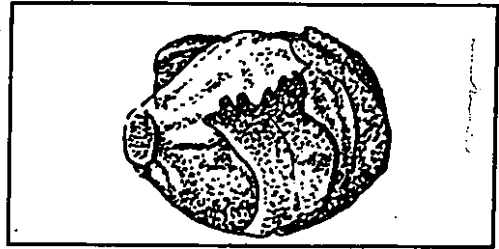
la fresa

Nombre: _____


Vegetales




el maíz




la lechuga



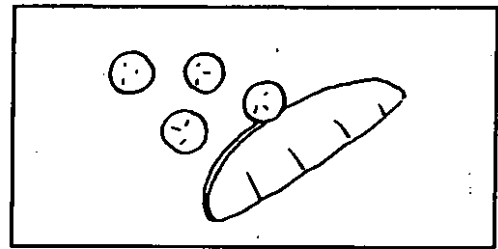
la cebolla



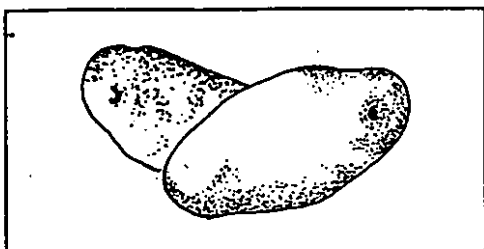
el tomate




los frijoles



los guisantes



las papas




la zanahoria


La comida

Escribe en español.


Nombre _____



el tomate




la lechuga



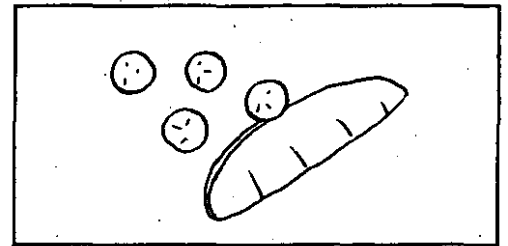
la zanahoria



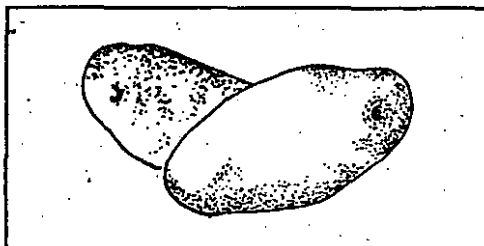
el maíz




los frijoles



los guisantes




las papas



la cebolla

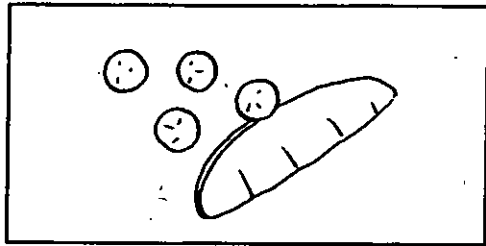
Nombre: _____

Los Vegetales



la zanahoria


Me gusta No me gusta



los guisantes



la lechuga



los frijoles

Unidad

6

Los números

Numbers

Nombre _____

Escribe en español. (Write in Spanish.)



0 cero

1 uno

2 dos



3 tres



4 cuatro



5 cinco



6 seis



7 siete



8 ocho



9 nueve



10 diez



11 once



12 doce



13 trece



14 catorce



15 quince



16 dieciséis



17 diecisiete



18 dieciocho



19 diecinueve




20 veinte

Los números

Nombre _____

Escribe en español.



21 veintiuno

22 veintidós

23 veintitrés

24 veinticuatro

25 veinticinco

26 veintiséis

27 veintisiete

28 veintiocho

29 veintinueve

30 treinta

31 treinta y uno

32 treinta y dos

33 treinta y tres

34 treinta y cuatro

35 treinta y cinco

36 treinta y seis

37 treinta y siete

38 treinta y ocho

39 treinta y nueve

40 cuarenta

50 cincuenta

11

12

13

14

15

16

17

18

19

20

21

22

23

24

25

26

27

28

29

30



31

32

33

34

35

36

37

38

39

40



41

42

43

44

45

46

47

48

49

50

Los números

Nombre _____

Escribe los números. (Write the numbers.)

Example: trece 13

veintitrés _____

cuarenta _____

doce _____

treinta y ocho _____

treinta y seis _____

quince _____

dieciséis _____

siete _____



diecinueve _____



cuatro _____

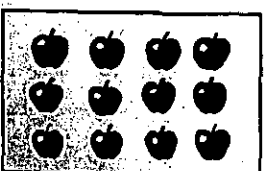

veinticuatro _____

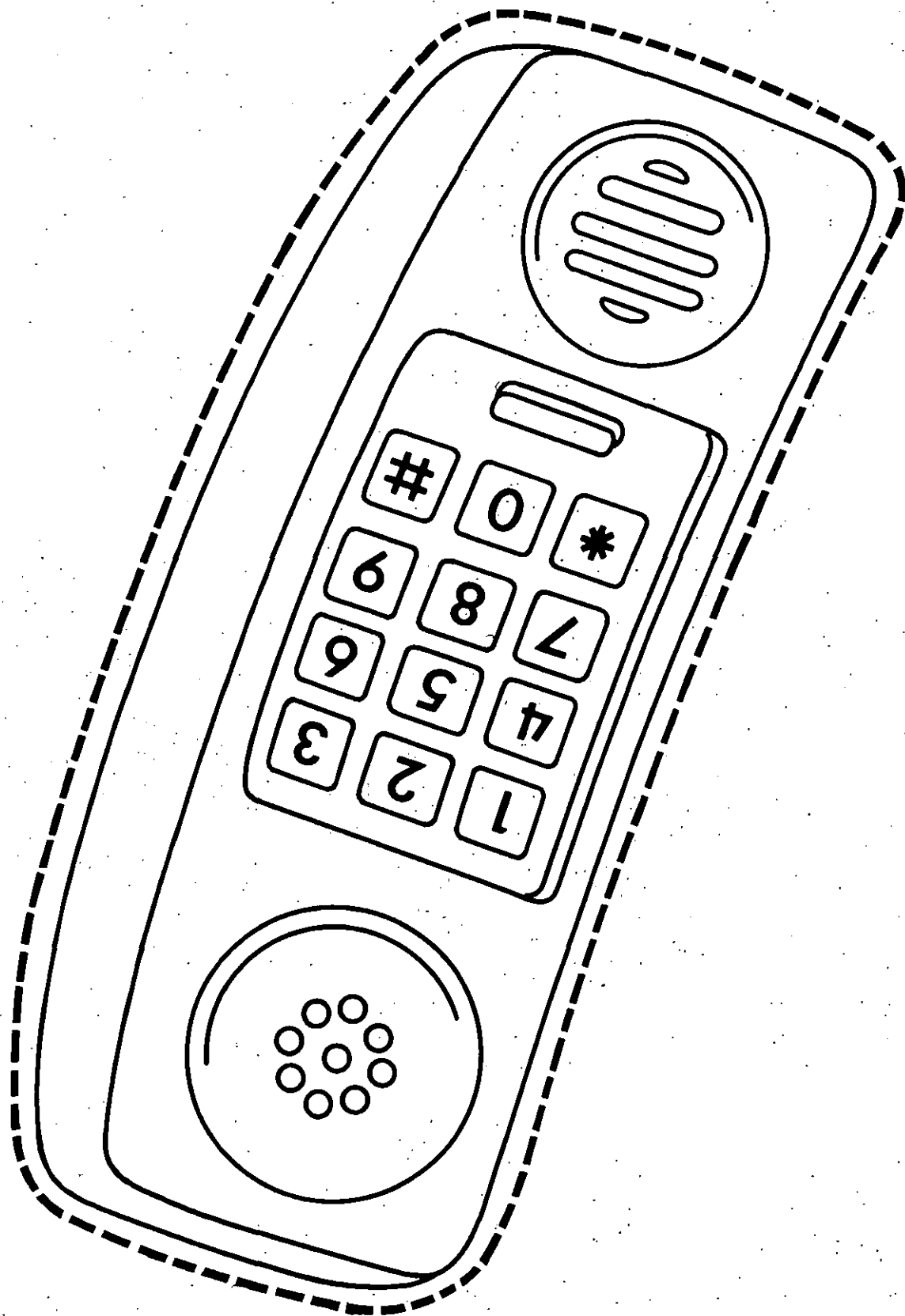
catorce _____

$\begin{array}{r} 6 \\ +4 \\ \hline \end{array}$	$\begin{array}{r} 22 \\ +10 \\ \hline \end{array}$	$\begin{array}{r} 15 \\ +25 \\ \hline \end{array}$
_____	_____	_____
-----	-----	-----
_____	_____	_____

	+		=	_____

	+		=	_____

	+		=	_____



¡Hablemos!

Nombre _____

C. Luisa has called to ask you for the telephone numbers of some classmates. Before you read them to her, write down the words for each number.

M Víctor: 342-8732

tres, cuatro, dos—ocho, siete, tres, dos

M Amalia: 921-1524

nueve, veintiuno—quince, veinticuatro

1. Juanita: 863-5060

2. Anselmo: 585-9864

3. Timoteo: 765-8743

4. Margarita: 713-2514

5. Bernardo: 829-1618

¡Hablemos!

Nombre _____

D. Make your own telephone book! Ask ten classmates for their telephone numbers. Then write down their names and numbers on the page.

Mis amigos	
Nombre	Número de teléfono
1. _____	_____
2. _____	_____
3. _____	_____
4. _____	_____
5. _____	_____
6. _____	_____
7. _____	_____
8. _____	_____
9. _____	_____
10. _____	_____

Nombre _____

La página de diversiones

Busca el número

Find the name of the number in each row. Draw a circle around the word that stands for the numeral on the left. Follow the model by tracing the circle.

7	tres	ocho	dos	<u>siete</u>	cuatro
5	cinco	tres	quince	seis	uno
12	ocho	dos	once	doce	siete
4	veinte	cuatro	diez	catorce	dos
13	nueve	tres	trece	cinco	uno

¿Qué número falta?

Write the number that is missing to make each problem correct.

M cinco más cuatro son nueve



1. diez más _____ son quince




2. once más _____ son veinte



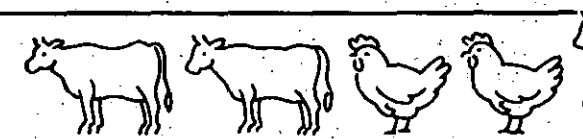
3. _____ más doce son veintiséis




4. _____ más cuatro son veintiuno

5. veintitrés más _____ son veintinueve

$$\begin{array}{r} 2 \\ + 2 \\ \hline 4 \end{array}$$


$$\begin{array}{r} 4 \\ + 2 \\ \hline 6 \end{array}$$



$$\begin{array}{r} 6 \\ + 2 \\ \hline 8 \end{array}$$


$$\begin{array}{r} 8 \\ + 8 \\ \hline 16 \end{array}$$


Numbers from 11 to 20

¿Es el doce?

No, es el diecinueve.



11 once

12 doce

13 trece

14 catorce

15 quince

16 dieciséis

17 diecisiete

18 dieciocho


19 diecinueve

20 veinte

Numbers from 21 to 29

— Que número es:

— Es el veinticuatro.



21 veintiuno

22 veintidós

23 veintitrés

24 veinticuatro

25 veinticinco

26 veintiséis

27 veintisiete


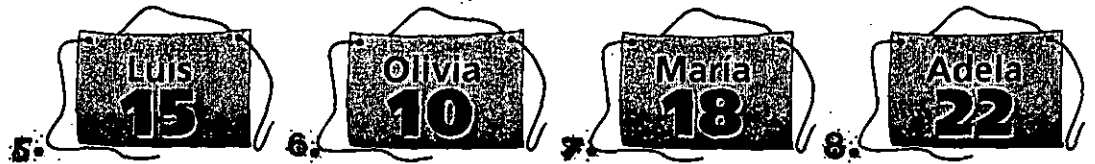
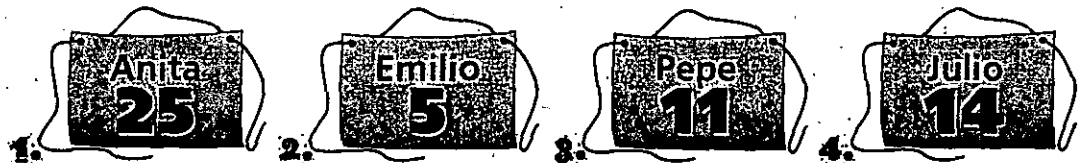

28 veintiocho

29 veintinueve

PRACTIQUEMOS

Imagine that you are a judge at a bicycle race. As the contestants pass by, you must say who has what number.


Look at each picture. Say what number the person is.



Así es... Every time you see *Así es...*, you'll learn something new about how people in Spanish-speaking countries live or speak. For instance, Spanish speakers often write the number seven (7) like this (7), to make it look different from one (1). And in many Spanish-speaking countries, amounts of money are written with commas instead of periods, and periods instead of commas. So seven thousand dollars would be \$7.000,00.

¡HABLEMOS!

All kinds of numbers



PRACTIQUEMOS



A: Work with a partner. Take turns asking each other questions about different friends' phone numbers.


PARTNER A: Ask for the phone number of the people listed.

PARTNER B: Say the phone number.

—¿Cuál es el número de teléfono de Ana Méndez?
—Es el ocho, dos, cuatro, siete, cuatro, tres, dos.

Nombre	Número
Arturo Castillo	332-5681
Beto Chávez	482-7805
Elena Gómez	264-1539
Margarita Luna	995-6217
Ana Méndez	824-7432
Tomás Pérez	553-4760
Victoria Silva	761-8849

Un teléfono público





B. You and a friend are working on some math problems in Spanish.

PARTNER A: Look at the problem and ask what the answer is.

PARTNER B: Say the problem and the answer.

$4 + 6 =$ — ¿Cuántos son cuatro más seis?

— Cuatro más seis son diez.

1. $6 + 8 =$

6. $19 + 1 =$

2. $5 + 5 =$

7. $23 + 4 =$

3. $20 + 8 =$

8. $11 + 4 =$

4. $7 + 9 =$

9. $6 + 6 =$

5. $13 + 4 =$

10. $17 + 5 =$

ENTRE AMIGOS



Look up the phone number of an important or interesting place in your community and bring the number to school. (It could be the number of the fire department, for example, or the number of your favorite department store.)

Get together with four or five classmates, tell the name of the place you choose, and give the phone number—in Spanish, of course!

Put your group's list on the classroom wall. The other groups in your class will do the same. That way, you can copy down any number you want and keep it in your own directory.

Nombre: _____

¿Cuántos hay?

Sillas _____

Estudiantes _____

Pupitres _____

Maestros _____


Paredes _____

Puertas _____

Libros _____

Lápices _____




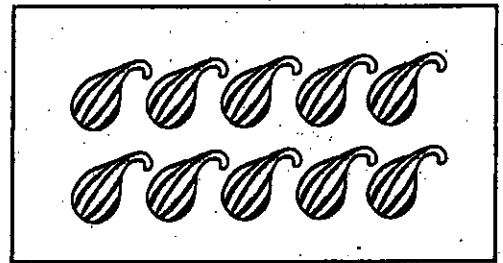


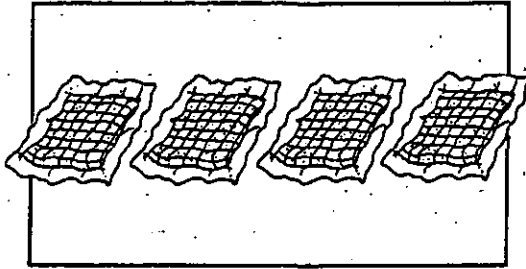
Computadoras _____



Los números

Nombre _____

Escribe los números que corresponden en español. (Write the correct numbers in Spanish.)



¿CÓMO LO DICES?

Talking about more than one


Look at these words. How do they change when there is more than one?



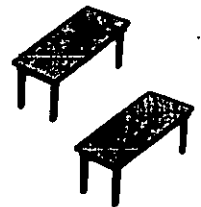
un globo



dos globos



una mesa



dos mesas

In Spanish, words that end in the letters **a**, **e**, **i**, **o**, or **u** add the letter **-s** when we talk about more than one.

Now look at these words. How do they change when there is more than one?




un profesor



dos profesores



un reloj



dos relojes

In Spanish, words that *don't* end in **a**, **e**, **i**, **o**, or **u** add the letters **-es** when we talk about more than one.

If you want to ask how many there are of something, you say ¿Cuántos hay? or ¿Cuántas hay?


—¿Cuántos bolígrafos hay?

—¿Cuántas sillas hay?

—Hay dos.

—Hay veinticuatro.

You use **cuántos** with words that use **el**, and **cuántas** with words that use **la**.




¿Cuántas alumnas hay?

¡Úsalo!



A. Look at each picture. When your partner asks, how quickly can you answer?

PARTNER A: Ask about the amount that is there.
PARTNER B: Answer "yes" or "no" based on the picture.



—¿Hay tres cuadernos?

—No.

1.




¿Hay tres globos?

2.



¿Hay dos profesores?

3.



¿Hay cuatro borradores?

4.



¿Hay dos pupitres?

¿Hay una profesora en el salón de clase?



B. Imagine that you have to count everything in the classroom, including the people! Follow the example.

el borrador - 12

Hay doce borradores.

1. la pared - 4

4. la silla - 28

7. la puerta - 1

2. el alumno - 18

5. la regla - 22


8. la alumna - 14

3. el profesor - 1

6. el pupitre - 19


9. el globo - 3

C. For each item, tell how many there are.



Hay tres relojes.


1.



2.



3.



4.



5.



6.




¡Úsalo!



A. You're helping to put supplies and furniture in your classroom.

PARTNER A: Ask what your partner has.


PARTNER B: Answer according to the picture.




—¿Qué tienes?

—Los cuadernos.

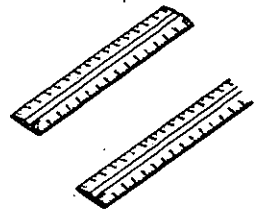
1.



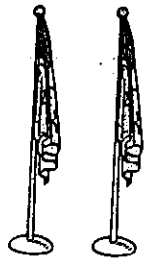
2.




3.



4.




5.



6.




7.



8.



9.






Una lección en clase



B. A visiting student from Madrid is showing you pictures of typical Spanish classrooms, and you have some questions.

PARTNER A: Ask what the item or person is.

PARTNER B: Answer according to the picture.



—¿Qué es esto?

—Es el cuaderno.



1. ¿Qué son estos?



2. ¿Quién es?



3. ¿Qué es esto?



4. ¿Qué son estos?



5. ¿Qué es esto?



6. ¿Quiénes son?


Unidad

7


La casa

Escribe en español.


Nombre _____



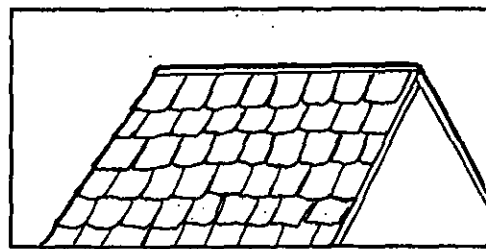
la sala




el comedor



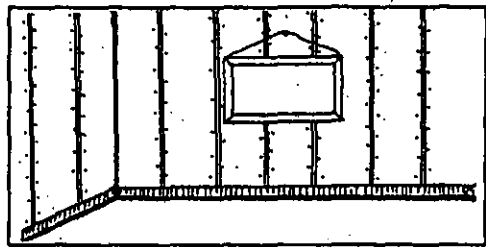
el baño




el tejado



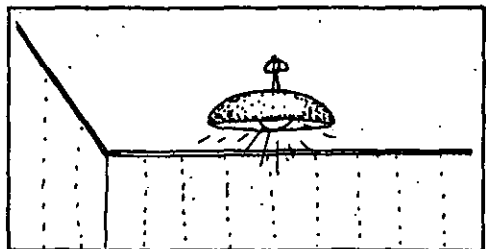
el piso



la pared



la puerta




el techo

La casa


The House

Nombre _____


Escribe en español.



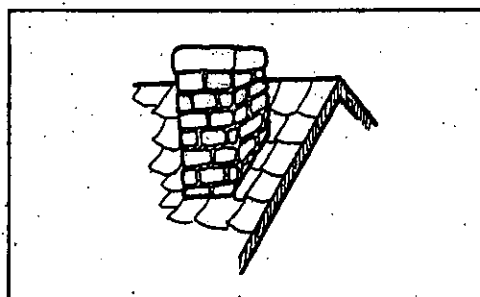
el dormitorio




la cocina




la ventana



la chimenea



el jardín



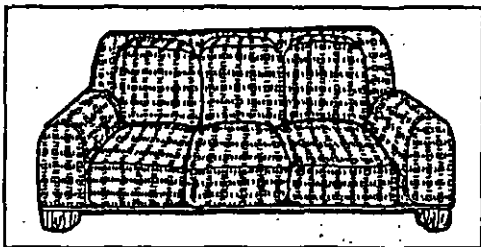
el patio

Cosas de la casa


Household Items

Nombre _____

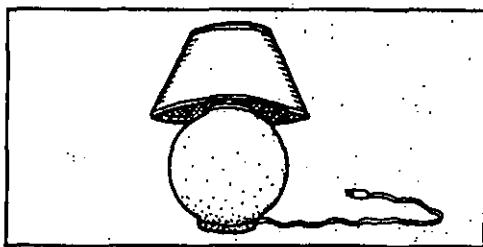
Escribe en español.




el sofá




el sillón



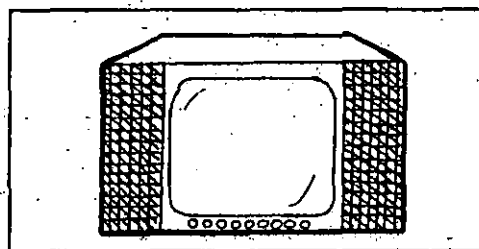
la lámpara



la mesa



la cama

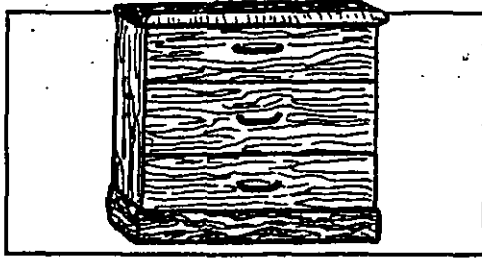


el televisor

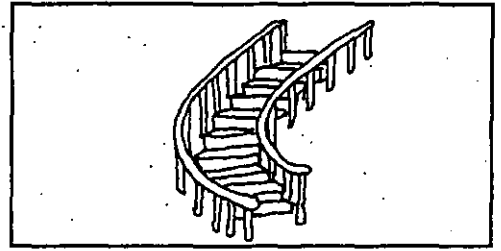
Cosas de la casa

Escribe en español.


Nombre _____




la cómoda




la escalera



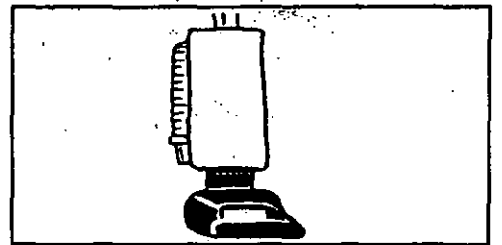
la lavadora




la secadora




la escoba



la aspiradora



la tostadora

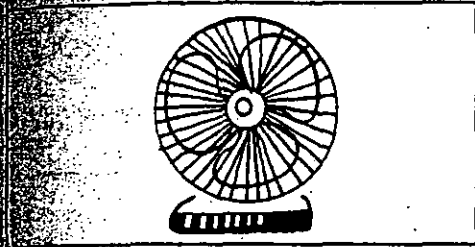


la licuadora

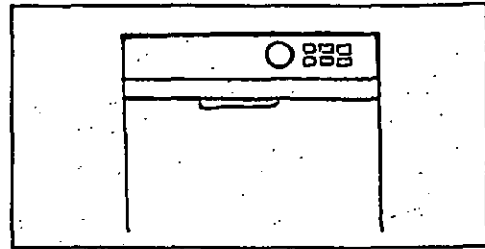
Cosas de la casa

escriben en español.

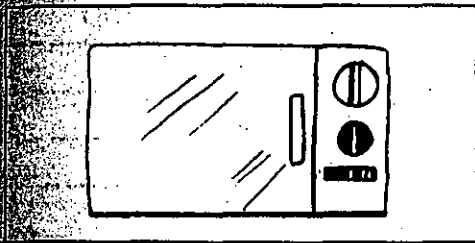
Nombre _____




el ventilador




el lavaplatos



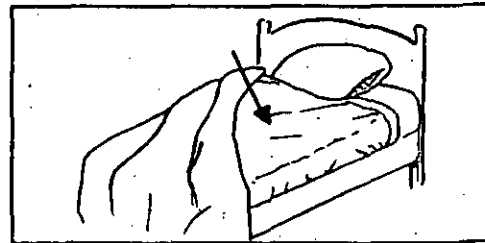
el horno a microondas



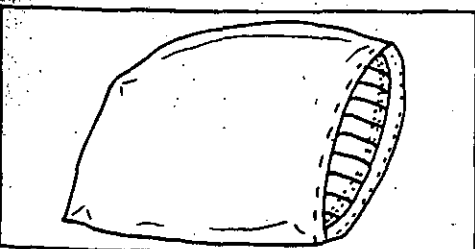
el trapeador



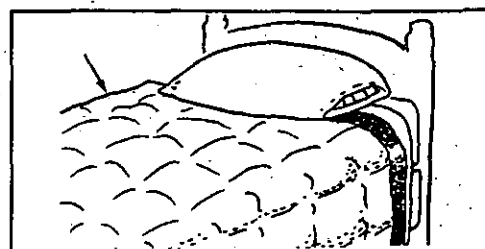
las cortinas



la sábana



la almohada




la cobija


Cosas de la casa

Nombre _____

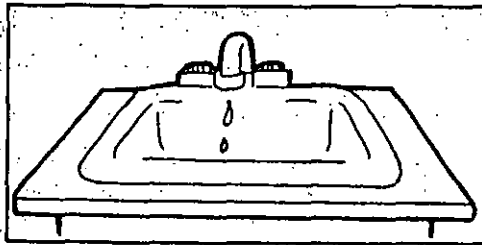
Escribe en español.



el refrigerador



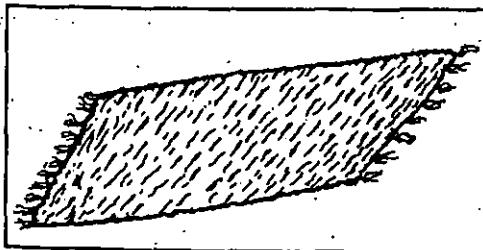
el horno



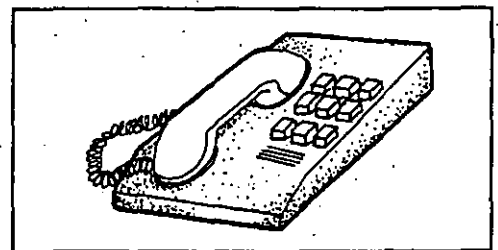
el fregadero



el estante



la alfombra



el teléfono

En la mesa

Nombre _____

Escribe en español.

1. I cut my meat with

2. I drink milk out of

3. My parents drink coffee out of


on

4. I wipe my hands on

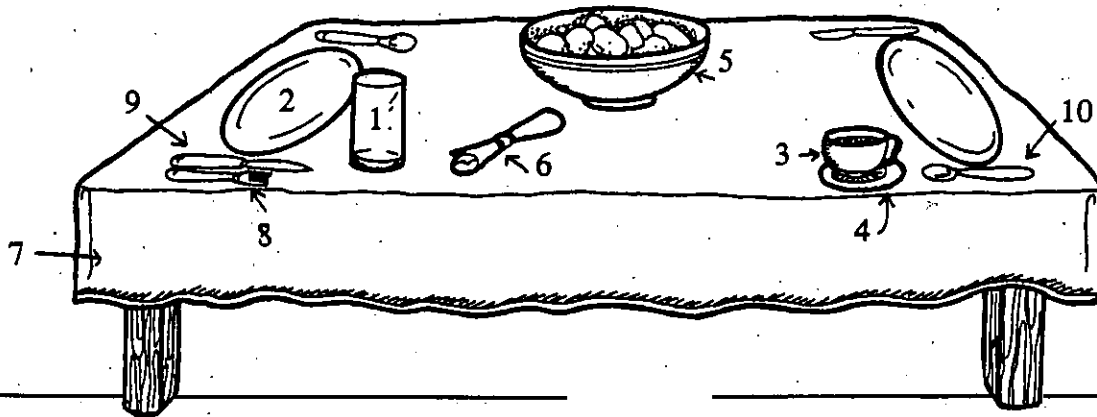
5. I eat vegetables with

6. I eat ice cream with

when it's served in



Write the Spanish word which corresponds to the numbers in the picture.



1. _____

2. _____

3. _____

4. _____

5. _____

6. _____

7. _____

8. _____

9. _____

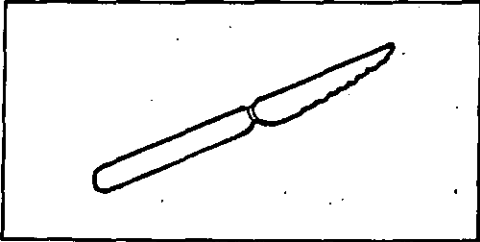
10. _____

En la mesa


At the Table

Nombre _____


Escribe en español.



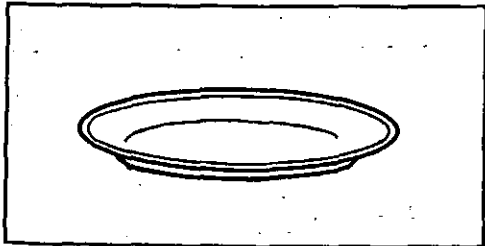
el cuchillo




el tenedor



la cuchara



el plato



el vaso

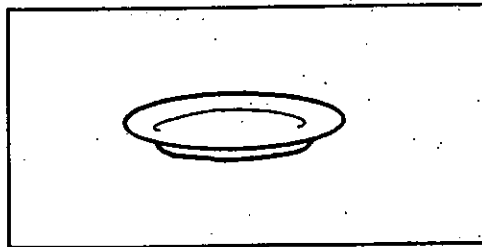
En la mesa

Nombre _____

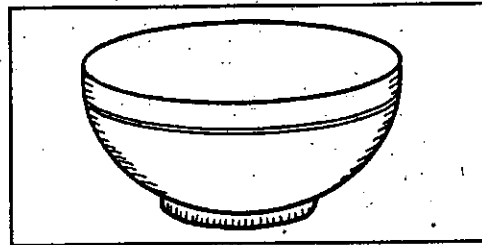
Escribe en español.



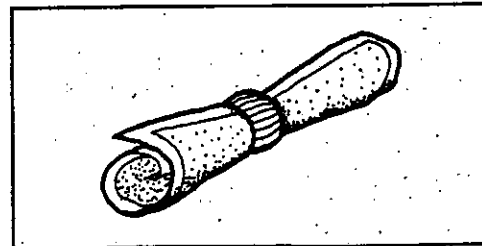
la taza



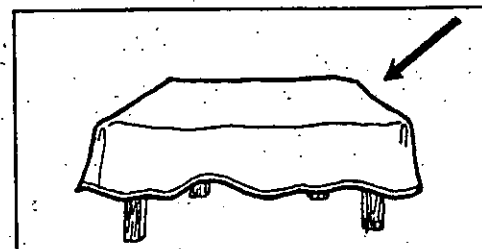
el platillo



la escudilla



la servilleta



el mantel

¡HABLEMOS!

What's the matter?


¿Qué tienes?
=Tengo frío.




Tengo frío.



Tengo calor.




Tengo sed.



Tengo hambre.

¡HABLEMOS!

Is she in a hurry?



— ¿Tiene ella prisa?
— Sí, tiene prisa.

Tiene prisa.



Tiene razón.



Tiene suerte.



— ¿Cuántos años tiene?
— Tiene ochenta años.
— ¿Verdad?
— Sí, hoy es su cumpleaños.

Tiene
ochenta
años.

UNIDAD 7

¡Hablemos!

Nombre _____

C. Ignacio is having a hard day. Describe Ignacio's day. Match each sentence to the correct picture. (Be careful! There are more pictures than sentences.)




No tiene razón.




Tiene prisa.



No tiene suerte.



Tiene dolor.



Tiene miedo.



Tiene hambre.



Tiene frío.



UNIDAD 7

¿Cómo lo dices?

Nombre _____

D. Señor Montalvo's class held a rummage sale. What did everyone buy? Complete and answer the question according to the picture. Use **tengo**, **tienes**, or **tiene**.

M P: ¿Qué **tiene** Alberto?



R: Él **tiene** un oso negro.

1. P: Señor Montalvo, ¿qué usted?



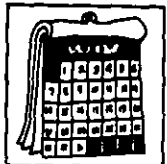
R: un globo grande.

2. P: Elisa, ¿qué tú?



R: un loro.

3. P: ¿Qué Verónica?



R: Ella un calendario.

4. P: Daniel, ¿qué tú?



R: un mapa.

5. P: Señora Vega, ¿qué usted?



R: unos peces.

6. P: ¿Qué Rafael?



R: Él unos libros.

¿Y tú? ¿Qué tienes?




Tengo sueño.



Tengo dolor.



Tengo la gripe.



Tengo miedo.

Así es...

Are you ever tired after a big lunch? A lot of people are! In a number of Spanish-speaking countries, many businesses close from about noon until 3:00 P.M. each day. This long break is called a *siesta*, and for many years people would use this time to take a nap before returning to work. Now most people use this break just to take a long lunch.


UNIDAD 7

¡Hablemos!

Nombre _____

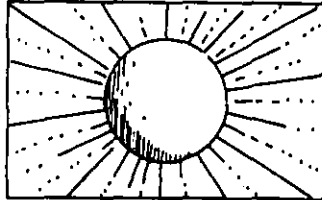
A. Try this guessing game. What do the pictures remind you of? Answer the question **¿Qué tienes?**

M




Tengo sed.


1.




2.



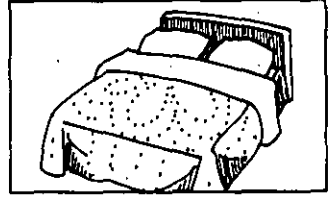
3.



4.



5.



B. Many people in your neighborhood have birthdays this month. How do they answer the question **¿Cuántos años tienes?**

M

Adela / 15

Tengo quince años.

1. Fernando / 6

2. Luisa / 22

3. Rosita / 3

4. Manuel / 13

UNIDAD 7

¿Cómo lo dices?

Nombre _____

E. What would you ask a friend in each situation? Use **tener** and the word in parentheses to write a question.

M No estoy bien. Estoy muy mal.

(la gripe) ¿Tienes la gripe?

1. Es enero. Hace viento y está nevando.

(frío) _____

2. Es julio. Hace mucho sol.

(calor) _____

3. Es una noche oscura. Camino a la casa.

(miedo) _____

4. Estoy mal. No voy a la escuela.

(dolor) _____

F. How would you answer the questions you wrote in exercise E? You are answering for your friend and for yourself.

M Mi amigo (Mi amiga) tiene la gripe. Tengo la gripe.

1. _____

2. _____

3. _____

4. _____

Unidad

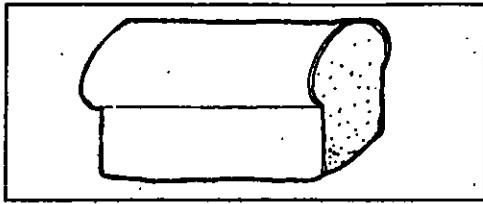
8

La comida

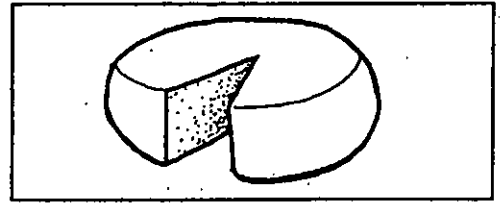
Food

Nombre _____


Escribe en español.




el pan



el queso



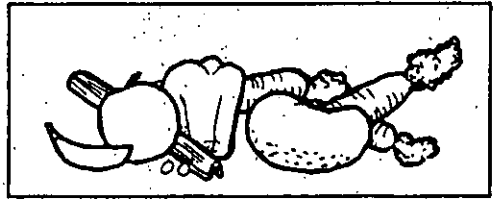
el pescado



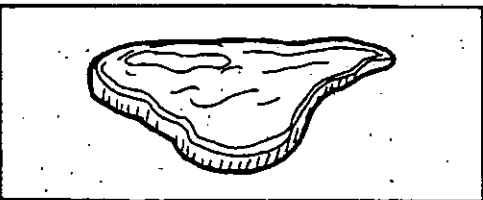
las frutas



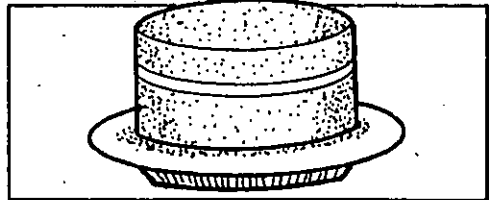
el café



las legumbres



la carne




la torta

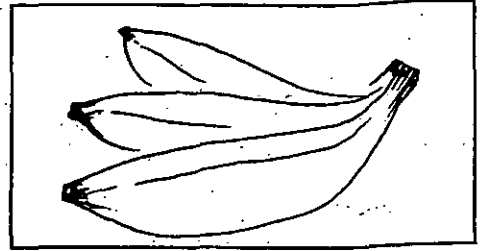
La comida

Escribe en español.


Nombre _____




la manzana



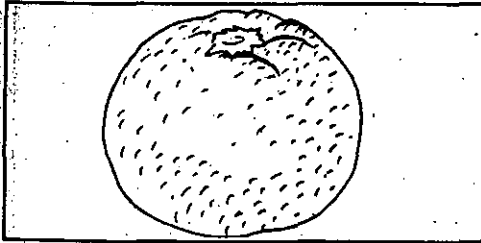
los plátanos




las cerezas



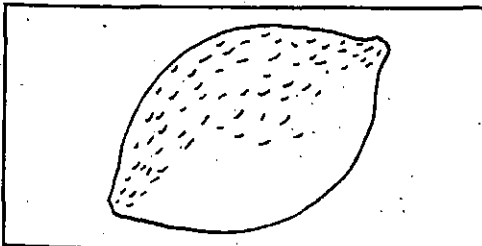
las uvas



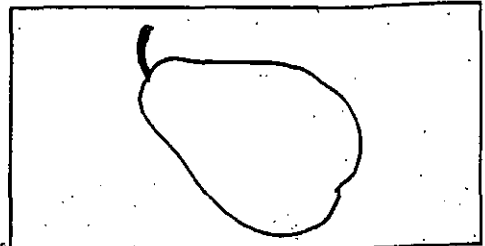
la naranja



la fresa



el limón




la pera

La comida

Escribe en español.


Nombre _____



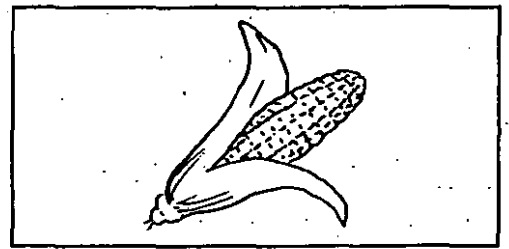
el tomate




la lechuga



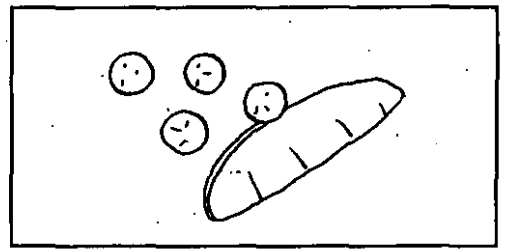
la zanahoria



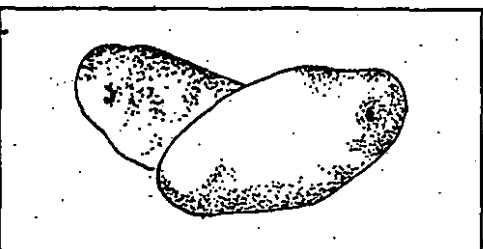
el maíz




los frijoles



los guisantes



las papas




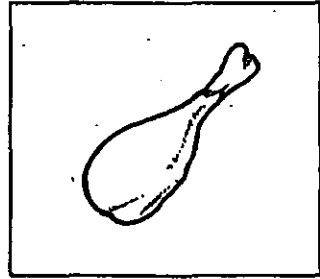
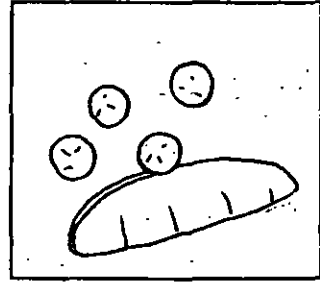



la cebolla

La comida

Escribe en español.

Nombre _____




El desayuno

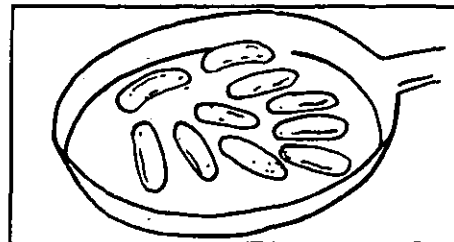
Breakfast

Nombre _____

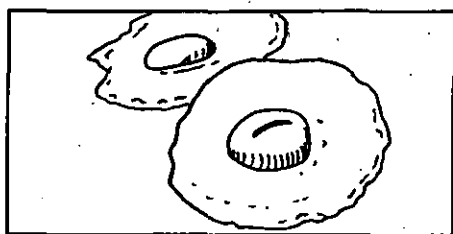
Escribe en español.




la leche



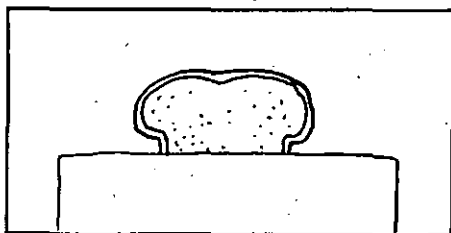
las salchichas



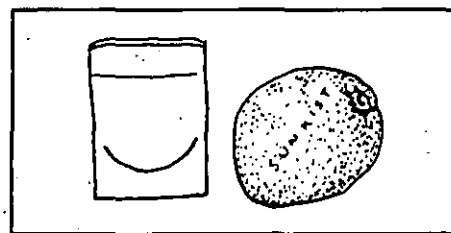
los huevos



el cereal



el pan tostado



el jugo de naranja


Escribe en español lo que comes para el desayuno.
(Write in Spanish what you have for breakfast.)

El almuerzo


Lunch

Nombre _____


Escribe en español.



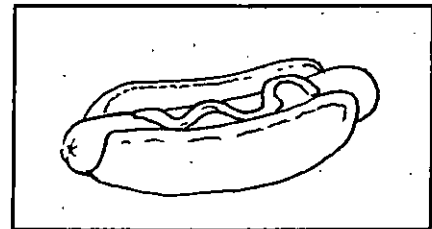
el sándwich




la hamburguesa




la ensalada



el perro caliente



la salsa de tomate



las papas fritas

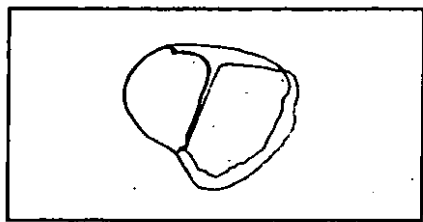
Escribe lo que comes para el almuerzo. (Write what you eat for lunch.)

La cena


Dinner

Nombre _____

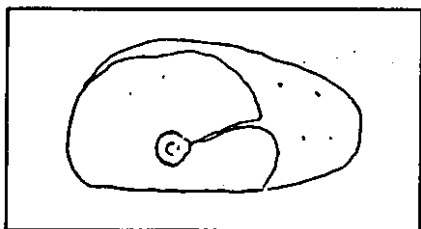
Escribe en español.



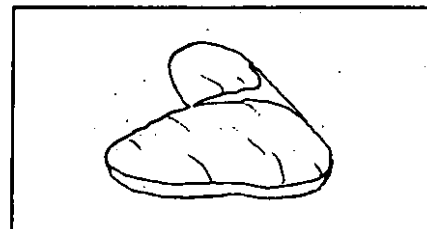
la chuleta




el pollo




el jamón



el biftec



el arroz

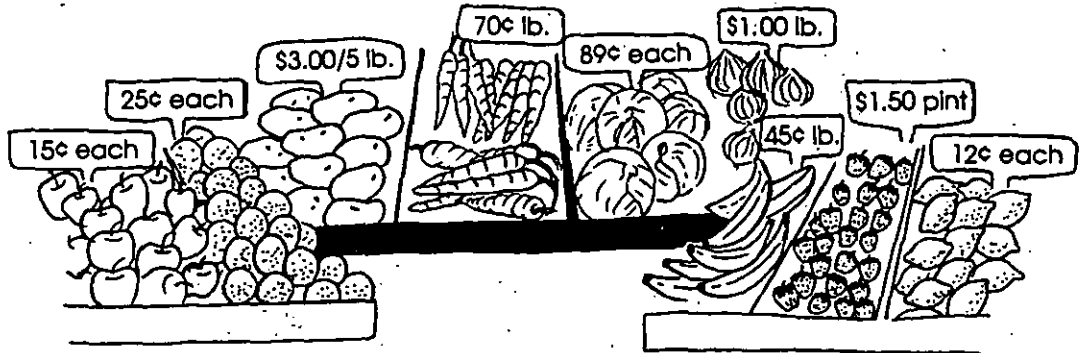


la sopa

Escribe lo que comes para la cena. (Write what you eat for dinner.)

La comida

Nombre _____



Escribe las comidas en español que corresponden. (Write the correct words in Spanish.)

15¢ each

\$3 for 5 lb.

70¢ lb.

45¢ lb.

25¢ each

\$1.00 lb.

\$1.50 pint

89¢ each


12¢ each

En el supermercado

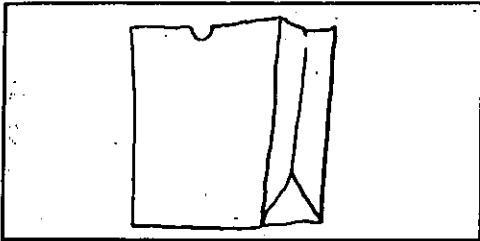
At the Supermarket

Nombre _____


Escribe en español.




el carrito




la bolsa




el precio



la caja



el cajero



la balanza

UNIDAD 5

¿Cómo lo dices?

Nombre _____

A. Marisol is an exchange student who has come to stay with you. She wants to know what you and your friends like or dislike. To complete the answer to each of her questions, look at the face.

M ¿A Juan le gusta ir al cine?



Sí, le gusta

ir al cine.

3. ¿A Paco le gusta cantar?



cantar.

M ¿Te gusta cantar?



No, no me gusta

cantar.

4. ¿Te gusta ir a la escuela?



ir a la escuela.

1. ¿A Celia le gusta estudiar?



estudiar.

5. ¿A Rosa le gusta ir al cine?



ir al cine.

2. ¿Te gusta pintar?



pintar.

6. ¿Te gusta usar la computadora?



usar la computadora.

UNIDAD 9

¿Cómo lo dices?

Nombre _____

A. You love pets and zoo animals. Underline **gusta** or **gustan** to complete the sentence about all the animals you like.

M Me (gusta / gustan) los perros.

- | | |
|---|---|
| 1. Me (gusta / gustan) el tigre. | 6. Me (gusta / gustan) los canarios. |
| 2. Me (gusta / gustan) los flamencos. | 7. Me (gusta / gustan) las mariposas. |
| 3. Me (gusta / gustan) el pájaro. | 8. Me (gusta / gustan) los conejos. |
| 4. Me (gusta / gustan) los osos. | 9. Me (gusta / gustan) el pez. |
| 5. Me (gusta / gustan) los loros. | 10. Me (gusta / gustan) el ratón. |

B. Francisco wants to play baseball all day. He doesn't like to go to school. Use **gusta** or **gustan** to complete the sentence about the things Francisco doesn't like.

M No me gustan los libros.

- | | |
|----------------------------------|------------------------------|
| 1. No me _____ las clases. | 6. No me _____ el arte. |
| 2. No me _____ el inglés. | 7. No me _____ las ciencias. |
| 3. No me _____ las computadoras. | 8. No me _____ el español. |
| 4. No me _____ los pupitres. | 9. No me _____ la historia. |
| 5. No me _____ la música. | 10. No me _____ los lápices. |

REPASO

¿Cómo lo dices?

Nombre _____

B. You are participating in a survey of student likes and dislikes. Choose the answer that comes closest to how you feel. Then write the complete sentence on the lines below.

M Me gusta...

a. estudiar

b. pintar

c. cantar

1. Me gusta mucho...

a. el invierno

b. el otoño

c. la primavera

d. el verano

3. Me gusta...

a. ir al cine

b. ir a la biblioteca

c. ir a la escuela

d. ir al gimnasio

2. No me gusta...

a. practicar los deportes

b. cantar

c. estudiar

d. pintar

4. No me gusta...

a. la clase de arte

b. la clase de música

c. el gimnasio

d. la clase de computadoras

M Me gusta cantar.

1. _____

2. _____

3. _____

4. _____

UNIDAD 9

¿Cómo lo dices?

Nombre _____

C. You and Elvira are making T-shirts for your friends. Each shirt will have a picture of something each friend likes or dislikes. Answer Elvira's questions according to the faces.

M ¿A Carlos le gusta el arte?



Sí, le gusta el arte.

1. ¿A Javier le gusta el invierno?



2. ¿A Inés le gustan los libros?



3. ¿A Norma le gustan las clases?



4. ¿A Paco le gustan los osos?




5. ¿A Lola le gustan los muchachos?



THINK FAST!

Answer the question below and then draw a design of what you like on the T-shirt.

¿Qué te gusta?



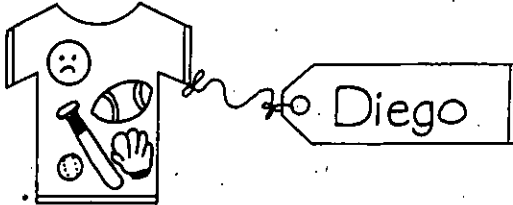
UNIDAD 9

¿Cómo lo dices?

Nombre _____

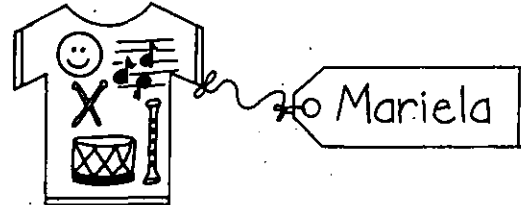
D. You and Elvira are ready to give your friends the T-shirts. Tell what each person likes or doesn't like. Use the picture and the name to write a sentence.

M

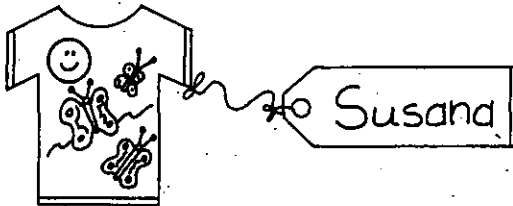


A Diego no le gustan los deportes.

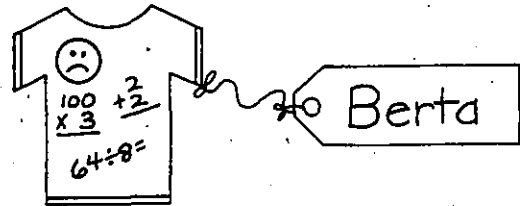
1.



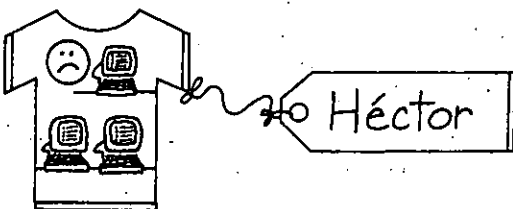
2.



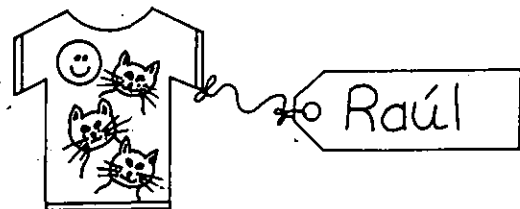
3.



4.



5.



PRACTIQUENOS



A. You and a new friend from Spain are talking about what you like to do.

PARTNER A:

Ask the question based on the picture.

PARTNER B:

Answer according to the word in parentheses.

¿Te gusta



? (no)

—¿Te gusta pintar?

—No, no me gusta pintar.

1. ¿Te gusta



? (sí)

2. ¿Te gusta



? (no)

3. ¿Te gusta



? (no)

4. ¿Te gusta



? (sí)

5. ¿Te gusta



? (no)


6. ¿Te gusta



? (no)

¡HABLEMOS!

What do you like to do?



—¿Qué te gusta hacer los fines de semana?

—Me gusta nadar.

—Me gusta nadar también.


nadar



caminar



bailar



patinar


Unidad

9

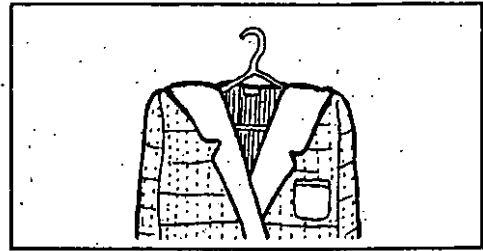
La ropa

Escribe en español.


Nombre _____



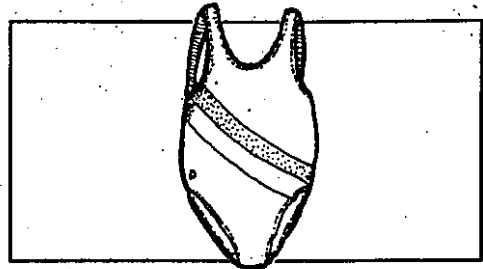
la falda



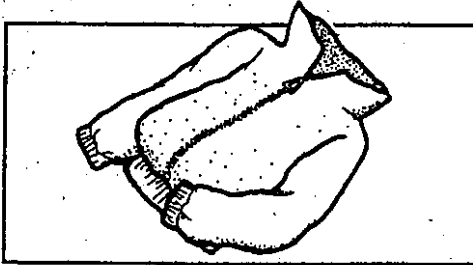
el traje



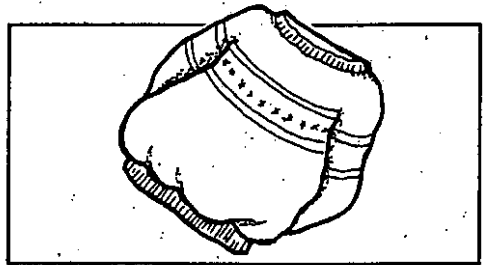
el abrigo



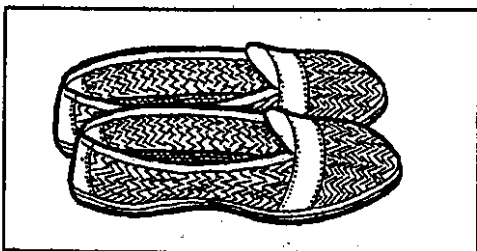
el traje de baño




la chaqueta



el suéter



los zapatos



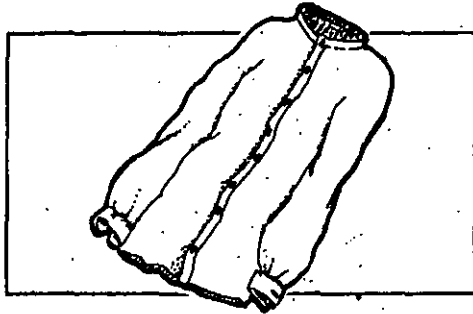
las sandalias

La ropa

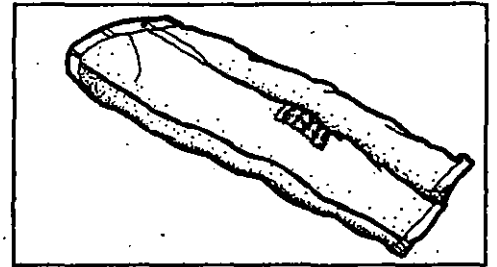
Clothing

Nombre _____

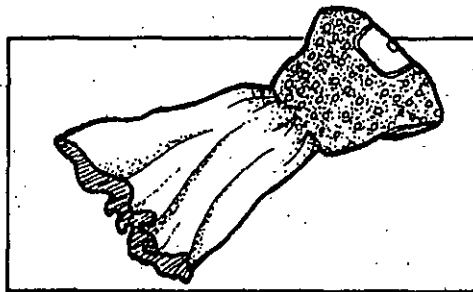
Escribe en español.



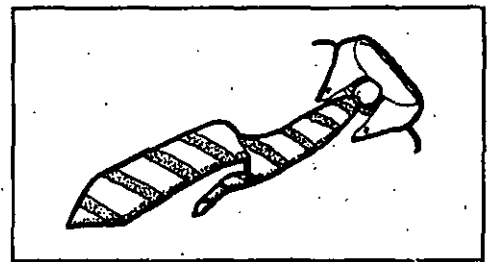
la camisa



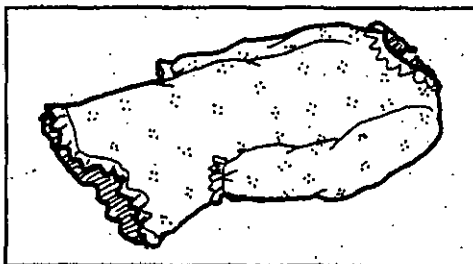
los pantalones



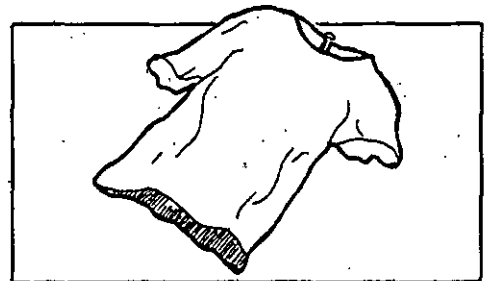
el vestido



la corbata



el pijama




la blusa

Los accesorios

Escribe en español.


Nombre _____




el sombrero



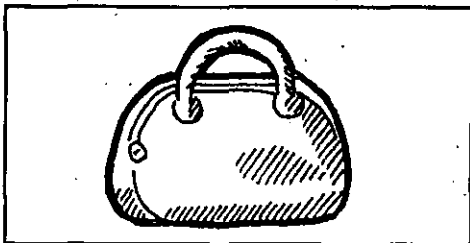
la bufanda




los anteojos




las gafas de sol



la bolsa



la mochila



el paraguas



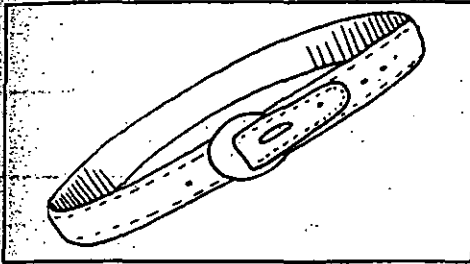
las botas

Los accesorios


Accessories

Nombre _____

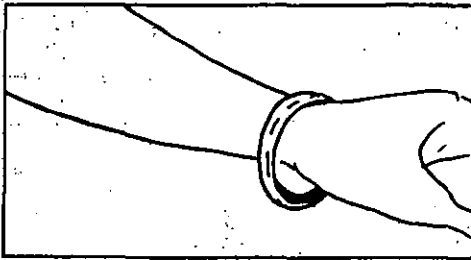
Escribe en español.



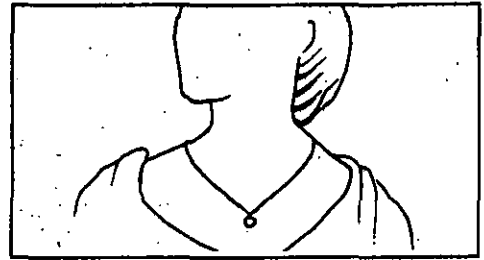
el cinturón



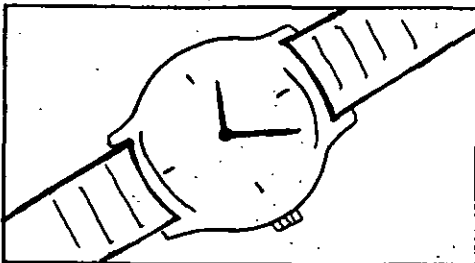
el anillo




la pulsera



el collar



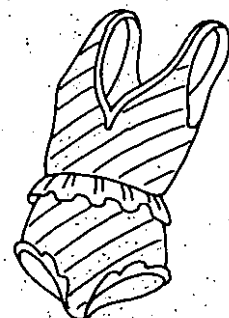
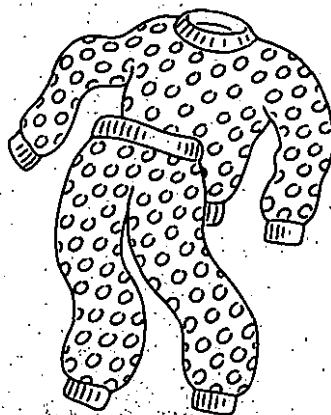




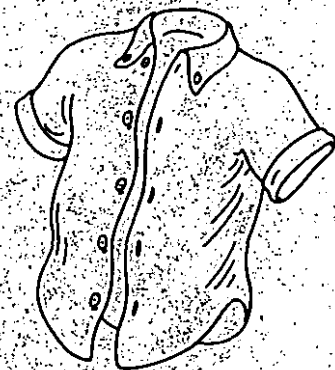


el reloj

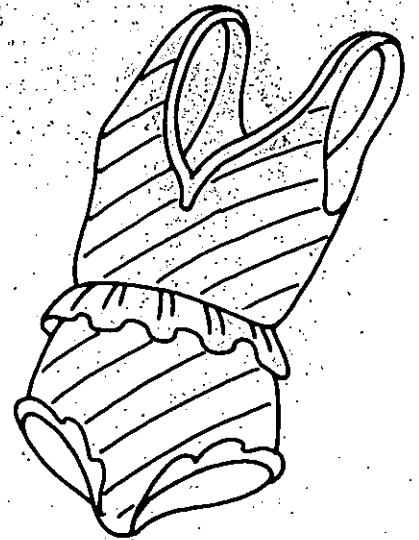







el peine



Nombre: _____

La Ropa








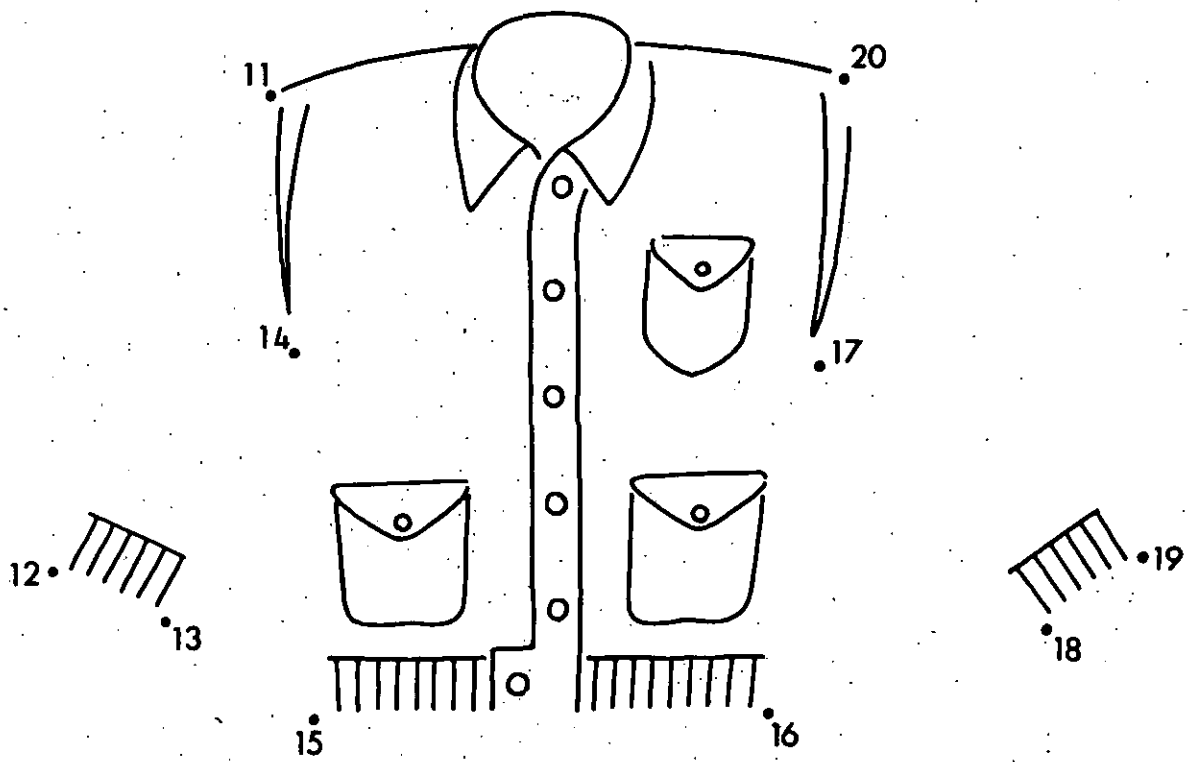
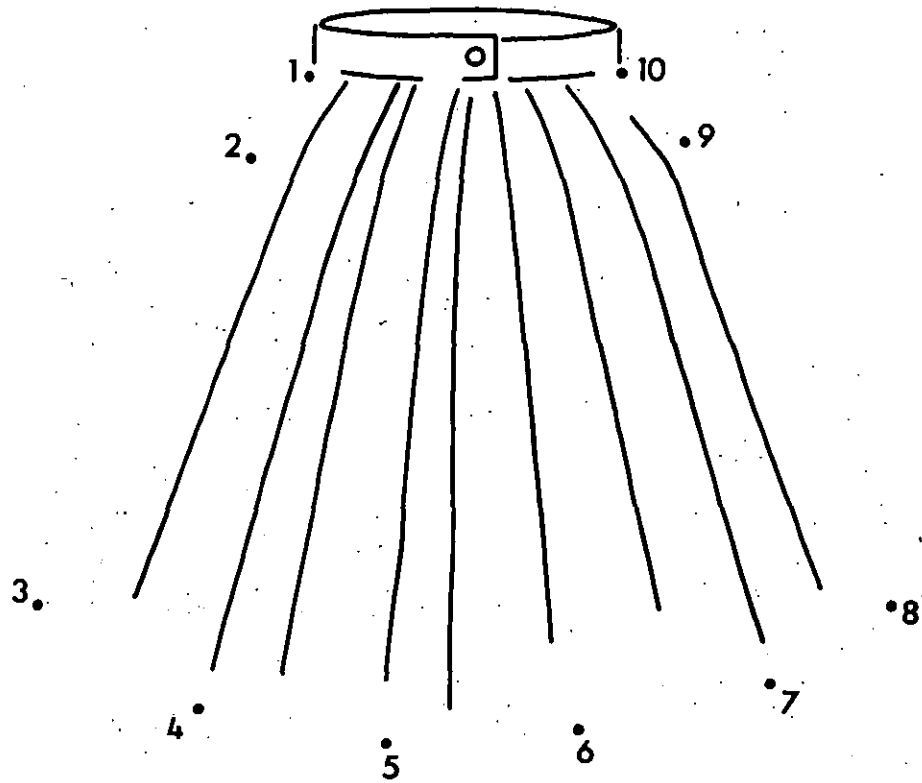


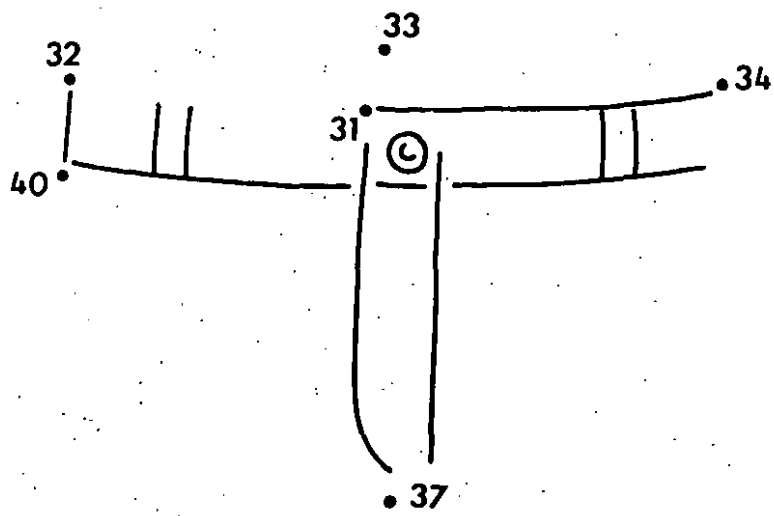
Los accesorios

Nombre _____

Escribe en español. (Write in Spanish.)





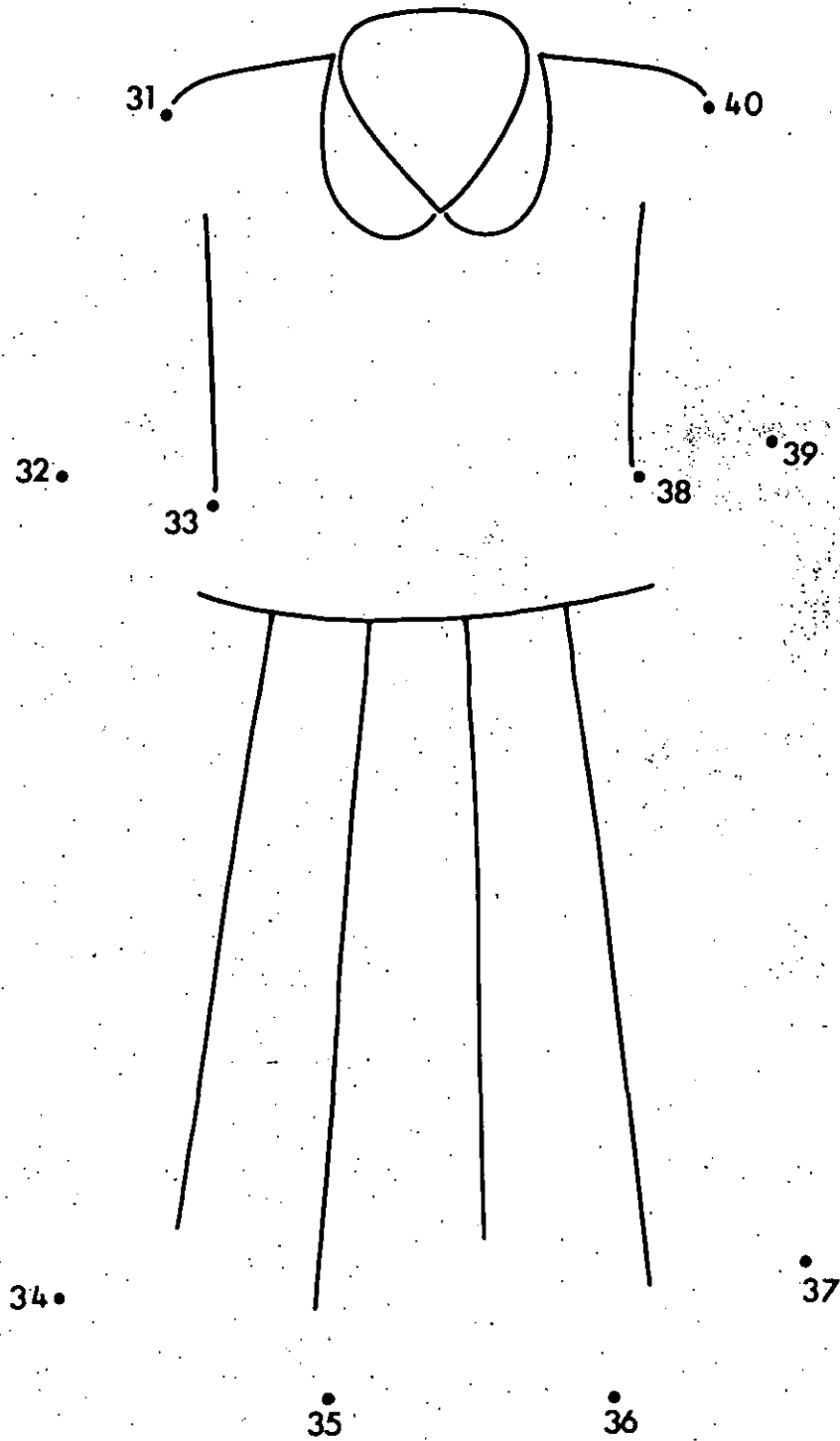


39

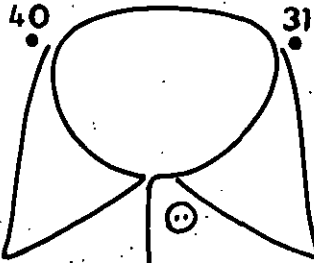
38

36

35



39



32

38

37

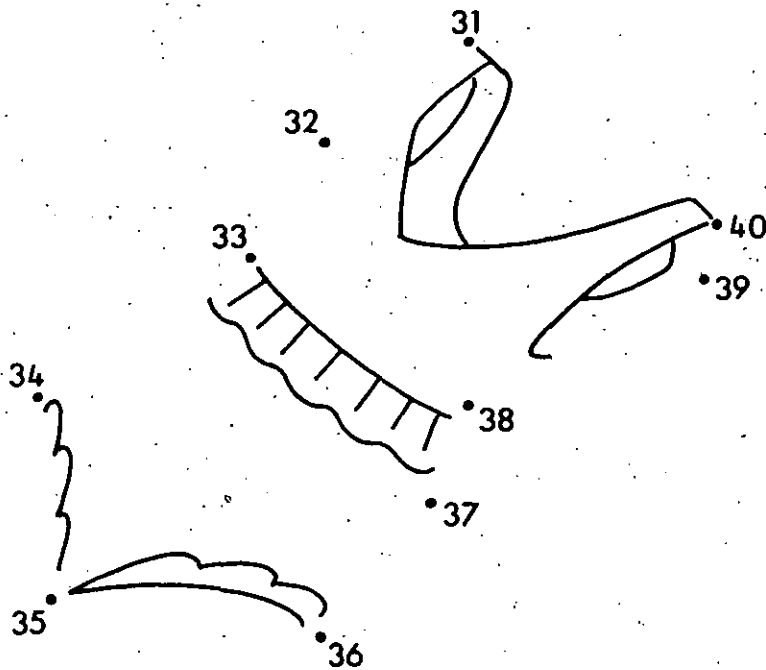
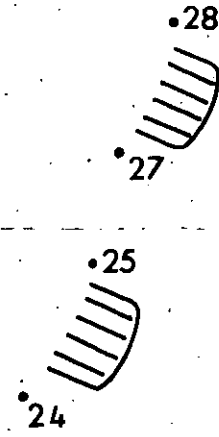
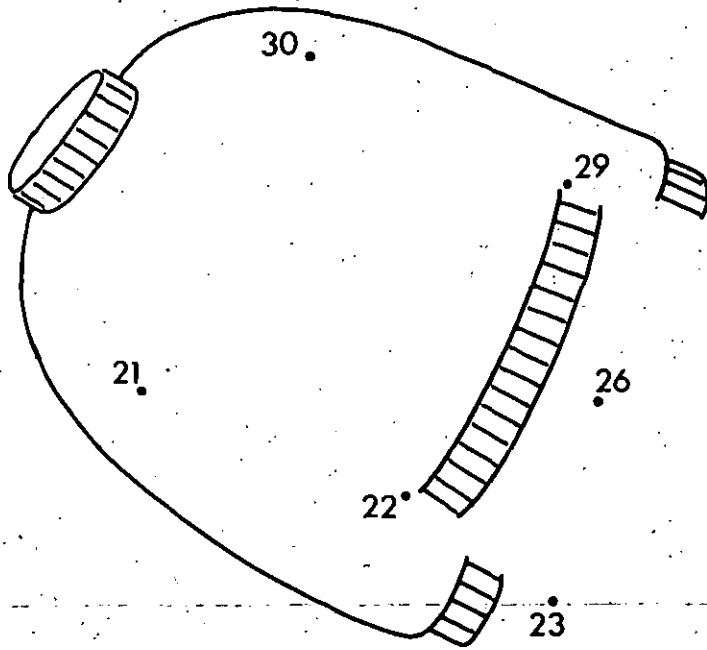
34


33



36

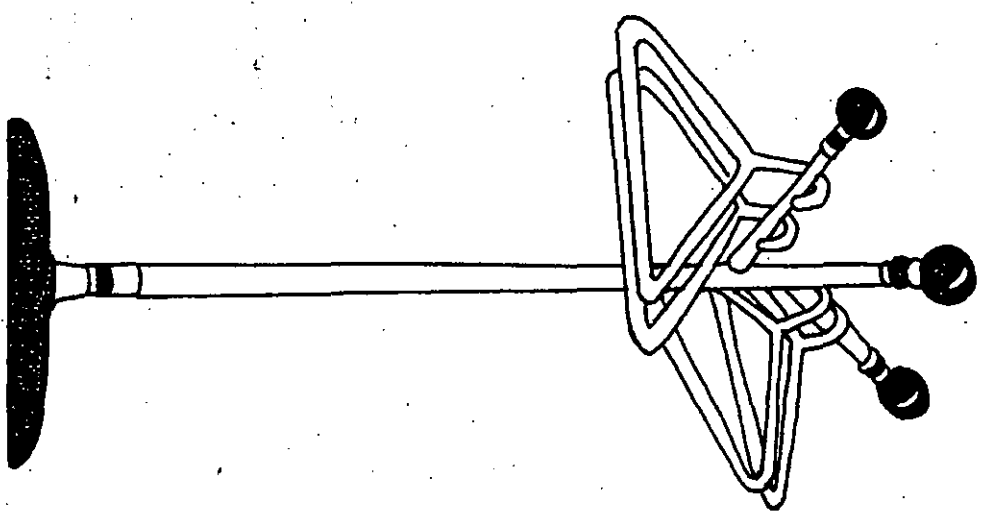
35






15 Reproducible Spanish Write-and-Read Books Scholastic Professional

¿Qué me pongo?




por



Éste es mi sombrero.

Es de color _____

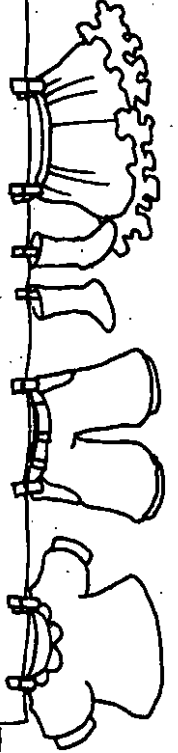
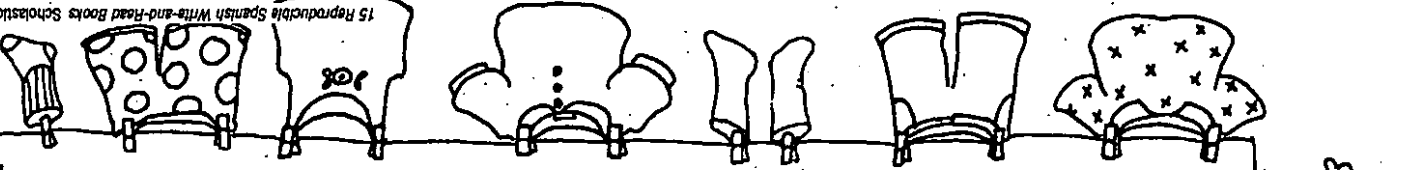
1



Ésta es mi playera.




Es de color _____

2



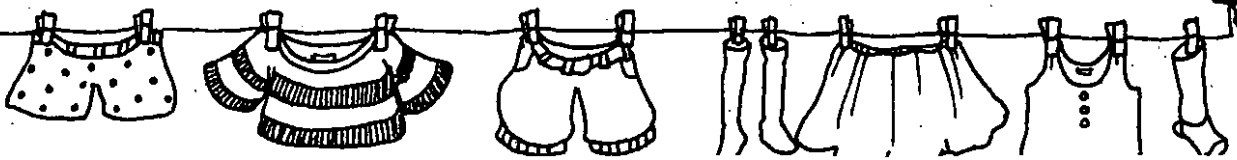
Éstos son mis pantalones.
Son de color _____


3



Éstos son mis calcetines.
Son de color _____

4






Éstos son mis zapatos.

Son de color _____

5



Éste es mi ropero.

¿Qué más hay adentro?

6

Comentarios

15 Reproducible Spanish Write-and-Read Books Scholastic Professional Books

Mi amigo


por _____

es mi amigo.

1

Siempre
juntos.


2



Quando hay sol jugamos

_____ afuera.

3



Quando llueve jugamos

_____ adentro.

4

Otro juego que jugamos
juntos es _____

5

Lo que más me gusta de mi amigo
es _____

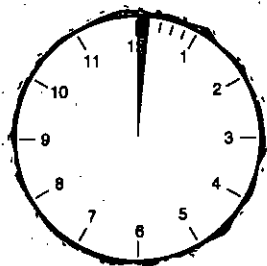
6

¡HABLEMOS!

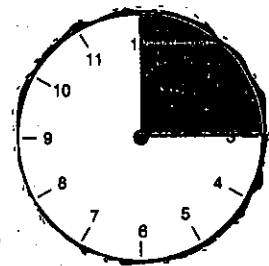
How much time is there?

→ ¿Cuánto tiempo hay en un cuarto de hora?


→ Hay quince minutos en un cuarto de hora.




un minuto



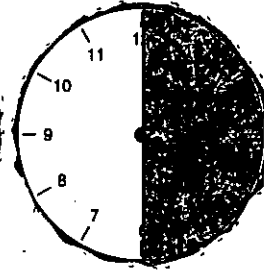

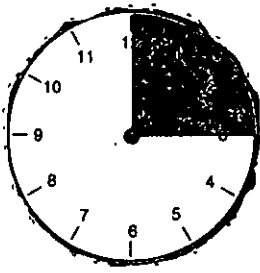

un cuarto de hora



una media hora




una hora



una hora y cuarto

una hora y media

— ¿Cuántas horas hay en un día?
 — Hay veinticuatro horas en un día.




ASÍ es...

The meaning of "on time" varies from culture to culture. In some cultures, punctuality is very important. In others, people are more relaxed about punctuality. For example, in Spain people tend to arrive for events at the precise time. In Mexico, "on time" (*a tiempo*) can mean within fifteen minutes or so of the time. In Peru, if you are *a tiempo* for a party starting at 8:00, you might not arrive until 10:00. People often refer to this idea of time as the *hora latina*.

¿CÓMO LO DICES?

What time is it?

Look at these sentences to see how you can answer the question ¿Qué hora es?



¡Es la una!




¡Son las dos!



¡Es la una y veinte!



¡Son las siete y cuarto!




¡Son las seis y media!




¡Son las once y veinticinco!

You use **es** with **la una** and times that include **la una**, and you use **son** with all the other times or hours.


But how do you stress that it's a certain time exactly, or link the time to a part of the day? Look at these sentences.




¡Es la una en punto!




Son las siete de la mañana.



Son las tres y cuarto de la tarde.




Son las nueve de la noche.



¿A qué hora es la puesta del sol—a las nueve de la noche o a las nueve de la mañana?


¡Úsalo!

A. Today is going very slowly for Samuel. He asks you the time at least a million times! But you're patient, so each time he asks **¿Qué hora es?** you look at your watch and answer.




Son las ocho y media.

1.



2.



3.



4.



5.




6.




7.



8.



9.





B. Your watch sometimes runs fast, sometimes slow. Fortunately, your friend has an accurate watch to give you the time.

PARTNER A: Ask if the time on your watch is correct.

PARTNER B: You're the friend. Answer according to your watch.

10:15

10:16

¿Son las diez y cuarto?
 No. Son las diez y dieciséis.

1.

1:30

1:29

2.

11:07

11:02

3.

9:00!

9:07

4.

6:24

6:14

5.

12:20

12:15

6.

2:10

2:30

7.

8:15

8:06

8.


1:05

1:00!


¿CÓMO LO DICES?

Telling time another way


You've already been telling time in Spanish. Now look at these times and notice what is different.




¡Es la una menos cuarto!



¡Son las cuatro menos diez!



¡Son las siete menos veintitrés!



¡Son las doce menos veinte!

When you use **menos** you are subtracting the number of minutes between the number 12 and the minute hand. It's similar to what we say in English: "It's twenty to twelve." Use **menos** when the time is between the half hour and the next hour on the clock.

To ask and answer questions about when people are going to do different things, you can use **¿A qué hora...?** or **¿Cuándo...?**

—¿A qué hora caminas a la escuela?

—A las ocho menos veinte de la mañana.

—¿A qué hora va a bailar Diana?

—Diana va a bailar a las cinco menos cuarto.

—¿Cuándo vas a cantar?

—Voy a cantar a las nueve menos diez de la noche.





When you answer questions about the time when someone is going to do something, be sure to use the word *a* before the time.

¡Úsalo!

- A. Your friend forgot her glasses and she can't see the clock. Answer her question ¿Qué hora es? for each of the times.



Es la una menos cuarto.



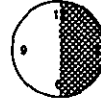
UNIDAD 8

¡Hablemos!

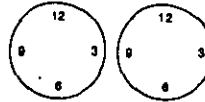
Nombre _____

A. Margarita is impatient. Fifteen minutes seem like an hour to her. Color the clocks to show her when you will do different activities.

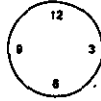
M Voy a la escuela en media hora.



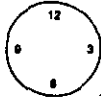
1. Voy a estudiar en dos horas.



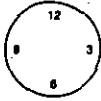
2. Voy a bailar en un cuarto de hora.



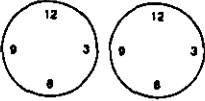
3. Voy a usar la computadora en una hora.



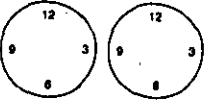
4. Voy a la casa en media hora.



5. Voy a caminar en una hora y cuarto.



6. Voy al gimnasio en una hora y media.



UNIDAD 8

¿Cómo lo dices?

Nombre _____

A. Hortensia has made a chart to teach her brother how to tell time. Help her finish the chart. Draw a line from the sentence to the right clock. (Careful! There are too many clocks!)

M Son las ocho en punto.

1. Son las cuatro y cinco.

2. Es la una en punto.

3. Son las siete y cuarto.

4. Son las tres y media.




UNIDAD 8

¿Cómo lo dices?

Nombre _____

B. You should have changed the battery in your watch. It's running five minutes slow. Tell the right time by adding five minutes to the time on the clock. Write a sentence.


M



Son las tres

y cinco.


1.



2.



3.



4.



5.



THINK FAST!

Ricky wants you to go to the movies with him. Decode his message by unscrambling the letters and writing the words on the lines.

¿A _____ al _____ ?
 éuq aohr avs enic

Voy a _____
 lsa occni ne unpto

UNIDAD 8

¿Cómo lo dices?

Nombre _____

C. You are performing a scientific experiment this Saturday from 7:00 A.M. until 11:00 P.M. Every time one of your canaries walks across the cage to ring a bell, you will record the time. Answer the questions according to the clock. Use **de la mañana**, **de la tarde**, or **de la noche**.

M



Ahora camina Albertina. ¿Qué hora es?

Son las ocho y seis de la mañana.

1.



Ahora camina Robertico. ¿Qué hora es?

2.



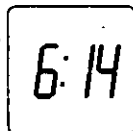
Ahora camina Julieta. ¿Qué hora es?

3.



Ahora camina Albertina. ¿Qué hora es?

4.



Ahora camina Julieta. ¿Qué hora es?

5.



Ahora camina Robertico. ¿Qué hora es?

UNIDAD 8

¿Cómo lo dices?

Nombre _____

D. Gregorio is telling you about his day. What time does he do different things? Match the clocks to his statements by writing the number of the clock that goes with the sentence.

1.



2.



3.



4.



5.



_____ 3 _____

M Camino a la escuela a las nueve menos diez.

a. Voy a la clase de arte a las once menos cuarto.

b. Voy al gimnasio a las doce menos veinticinco.

c. Camino a la casa la una menos cinco.

d. Estudio a las tres menos cinco.

E. What questions can you ask Gregorio? Match the following questions with his statements in exercise A. Write the letter that goes with the question.

_____ **M** _____

M ¿A qué hora caminas a la escuela?

1. ¿Cuándo vas a la clase de arte?

2. ¿Cuándo caminas a la casa?

3. ¿A qué hora estudias?

4. ¿A qué hora vas al gimnasio?

UNIDAD 8

¿Cómo lo dices?

Nombre _____

F. You want to keep track of your brothers and sisters' activities. How do they answer your questions? Complete the answer according to the clock.

M P: Felipe, ¿cuándo vas a estudiar? 3:40
R: Voy a estudiar _____ a las cuatro menos veinte.

1. P: Esperanza, ¿cuándo vas a cantar? 4:45
R: Voy a cantar _____

2. P: Raimundo, ¿a qué hora vas al cine? 7:50
R: Voy al cine _____

3. P: Carmen, ¿a qué hora vas a la biblioteca? 11:35
R: Voy a la biblioteca _____

4. P: María, ¿cuándo usas la computadora? 12:51
R: Uso la computadora _____

5. P: Víctor, ¿a qué hora caminas al gimnasio? 9:40
R: Camino al gimnasio _____

UNIDAD 8

¿Cómo lo dices? Nombre _____

G. Bárbara and Berta are best friends. On Saturday, they like to spend a lot of time together. They even made a schedule of their activities. Answer the question according to the schedule.

Bárbara

8:40 / la clase de arte
9:38 / la casa de Berta
11:00 / la casa
3:40 / la biblioteca

Berta

9:30 / la casa
11:00 / la casa de Bárbara
1:20 / la clase de computadoras
3:35 / la biblioteca

M ¿A qué hora va Bárbara a la clase de arte?

Va a la clase de arte a las nueve menos veinte.

1. ¿Cuándo va Berta a la casa de Bárbara?

2. ¿Cuándo va Bárbara a la casa de Berta?

3. ¿A qué hora va Berta a la clase de computadoras?

4. ¿A qué hora va Berta a la biblioteca?

5. ¿Cuándo camina Bárbara a la biblioteca?

UNIDAD 8

¿Cómo lo dices?

Nombre _____

H. You dropped your note cards and got them all mixed up. Match the questions with the answers by writing the letter of the correct answer next to the question.

- | | | |
|--------------------------|-------------------|-------------------------------|
| 1. ¿Cómo te llamas? | <u> d </u> | a. Es Mariano Huerta. |
| 2. ¿Adónde vas? | <u> </u> | b. Bailo a las seis y cuarto. |
| 3. ¿Qué día es hoy? | <u> </u> | c. Hay cinco lápices. |
| 4. ¿Qué es esto? | <u> </u> | d. Me llamo Ana Gómez. |
| 5. ¿Quién es? | <u> </u> | e. Voy al cine. |
| 6. ¿Qué hora es? | <u> </u> | f. Es una pizarra. |
| 7. ¿A qué hora bailas? | <u> </u> | g. Son las seis y cuarto. |
| 8. ¿Cuántos lápices hay? | <u> </u> | h. Es miércoles. |

THINK FAST!

As fast as you can, answer the following questions:

1. ¿Cuál es tu número de teléfono?

2. ¿Cuántos años tienes tú?

UNIDAD 8

¿Cómo lo dices?

Nombre _____

- I. You are interviewing a foreign exchange student. Complete your question with the correct question word.

Cuál
Cuándo

Adónde
Cómo

Quién
Qué

Dónde
A qué hora

M RITA: ¿ Dónde estudias los lunes?
ÓSCAR: Estudio en la biblioteca.

1. RITA: ¿ _____ vas a la casa por la tarde?
ÓSCAR: Voy a la casa a las cuatro menos veinte.

2. RITA: ¿ _____ haces los sábados por la noche?
ÓSCAR: A veces voy al cine los sábados.

3. RITA: ¿ _____ es tu animal favorito?
ÓSCAR: Mi animal favorito es el elefante.

4. RITA: ¿ _____ son los elefantes?
ÓSCAR: Son del color gris. Son muy grandes.

- J. Write three statements about yourself. Then write three questions you would ask a friend to find out the same information.

Statements

Questions

M Tengo muchos amigos.

M ¿Cuántos amigos tienes?

1. _____

1. _____

2. _____

2. _____

3. _____

3. _____

UNIDAD 8

¿Cómo lo dices?

Nombre _____

¡APRENDE



In Spanish, as in English, there are more ways than one to state the time. Often Spanish-speaking people use the verb *faltar*, which means "to be lacking," to state the time before the hour. Occasionally, you will hear Spanish-speaking people who

have lived in the United States adapt their language to the English form. Look at the clock below and read three ways you may hear people answer the question: ¿Qué hora es?



1. Son las cinco menos veinticinco.
2. Faltan veinticinco minutos para las cinco.
3. Son las cuatro y treinta y cinco.

The first sentence follows the way you are learning. Spanish-speaking people all over the world will understand you if you use this pattern.

The second sentence uses the verb *faltar*. It is a way of saying "It's twenty-five to five."

The third sentence uses Spanish words with the English way of telling time. It's the same as saying, "It's four thirty-five."

Read the following examples. Then write the same time in the way you have learned.



1. Faltan veinte minutos para las diez.
2. Son las nueve y cuarenta.
3. _____



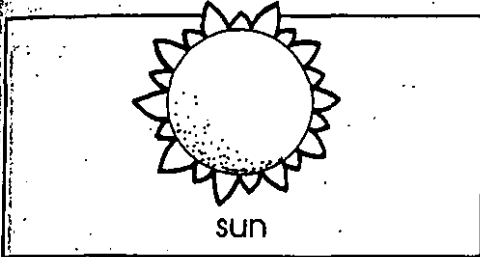
1. Faltan quince minutos para la una.
2. Son las doce y cuarenta y cinco.
3. _____

El tiempo


Weather

Nombre _____


Escribe en español.




el sol



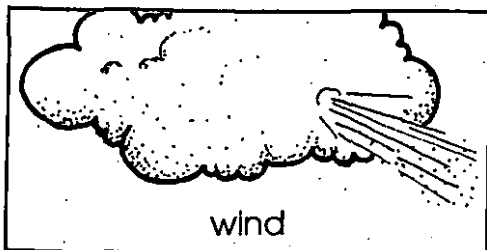
las nubes



la lluvia



la nieve




el viento


El tiempo


Nombre _____


Identifica el tiempo. Escribe las palabras en español.
(Identify the weather in each picture. Write the words in Spanish.)











La página de diversiones

Busca las palabras

Read each sentence. Look in the puzzle for the word or words in heavy black letters. Each word may appear across or down in the puzzle. When you find the word, circle it. One has been done for you.

1. Voy a la escuela en el **otoño**.
2. Llueve en la **primavera**.
3. ¿Qué tiempo hace en el **invierno**?
4. Hace **viento** y **hace** much **frío**.
5. Hace **sol** en el **verano**?
6. ¿Está **nevando** hoy?
7. Hace **calor** en el **verano**.







O	T	O	Ñ	O	S	H	B	T	P
N	U	V	I	E	N	T	O	O	R
E	R	B	S	C	C	H	I	V	I
V	L	E	F	H	A	C	E	E	M
A	L	S	R	O	L	V	O	R	A
N	U	O	Í	P	O	O	R	A	V
D	E	H	O	Y	R	Y	T	N	E
O	V	Y	T	I	E	M	P	O	R
Ñ	E	C	X	V	S	O	L	Ñ	A
I	N	V	I	E	R	N	O	Y	T

UNIDAD 5

¡Hablemos!

Nombre _____

B. When the seasons change, the weather can be different each day of the week! Use the calendar to answer the question.

lunes	martes	miércoles	jueves	viernes	sábado	domingo
						
Está nublado.	Hace sol.	Llueve.	Hace viento.	Nieva.	Hace calor.	Hace frío.

M ¿Qué tiempo hace el domingo?

Hace frío.

1. ¿Qué tiempo hace el miércoles?

4. ¿Qué tiempo hace el viernes?

2. ¿Qué tiempo hace el sábado?

5. ¿Qué tiempo hace el martes?

3. ¿Qué tiempo hace el lunes?

6. ¿Qué tiempo hace el jueves?

Nombre _____

La página de diversiones

Una frase feliz

Complete each sentence with a word from the box. Then use the numbers to discover the secret phrase.

✓ año	octubre	nadar	patinar
gusta	voy	enero	agosto

1. Doce meses son un

a	ñ	o
1	2	3

.
2. Me gusta

4	5	6	7	8
---	---	---	---	---

 en el verano.
3. Llueve y hace viento en

9	10	11	12	13	14	15
---	----	----	----	----	----	----

.
4. En

16	17	18	19	20
----	----	----	----	----

 nieva y hace frío.
5. En

21	22	23	24	25	26
----	----	----	----	----	----

 hace sol y hace calor.
6. No

27	28	29
----	----	----



 a la escuela en el verano.
7. A María le gusta

30	31	32	33	34	35	36
----	----	----	----	----	----	----

 en febrero.
8. A Natán le

37	38	39	40	41
----	----	----	----	----

 bailar siempre.



What do you say on New Year's Day?

¡P

8	23	39	30	16	36	3
---	----	----	----	----	----	---

ñ

7	2	28	17	38	15	27	9
---	---	----	----	----	----	----	---

!



¡HABLEMOS!

What's the weather like now?



Hace buen tiempo.

— ¿Qué tiempo hace ahora?
— Hace buen tiempo.



Hace mal tiempo.



Está nublado.



Hace viento.





Está lloviendo.



Está nevando.



Así es...

A very interesting weather event occurs off the western coast of South America every 4 to 12 years. It is called *El niño*, which means "the child." As a result of *El niño*, the surface of the ocean warms. It causes plankton and fish to die and affects weather over much of the Pacific Ocean. Sometimes it even causes terrible hurricanes. Why do you think it's called *El niño*?




—¿Qué tiempo hace?

—Hace fresco.

Hace fresco.



Nieva.



Hace sol.



Hace calor.



Hace frío.



Llueve.

Así es...

As you know, the equator (el ecuador) divides the world into the Northern

Hemisphere and the Southern Hemisphere. Places close to the equator have similar seasons. But the differences become greater as you get farther from the equator. For example, it is summer in Chile and Argentina when it is winter in the U. S. And when the U.S. is enjoying warm summer days, Chile and Argentina are in the middle of their winter.

PRACTIQUEMOS


A. Each of these pictures was taken during a different season. For each one, answer the question *¿Cuál es la estación?*



1.



2.



3.



4.



B. You're talking to a group of exchange students from all over the world, asking them questions about the weather in their countries.

PARTNER A: Ask the question about the weather.

PARTNER B: Answer according to the picture.



—¿Qué tiempo hace en el invierno?

—Nieva.



1. ¿Qué tiempo hace en el otoño?



2. ¿Qué tiempo hace en el verano?



3. ¿Qué tiempo hace en el invierno?

PRACTIQUEMOS



A: What a crazy day! Your friend keeps asking you about the weather, and each time you look out the window, it's different!

PARTNER A:

Ask the question about the weather.

PARTNER B:

Answer according to the picture.



— Hace buen tiempo ahora?
— No, hace viento ahora.



1. ¿Hace mal tiempo ahora?



2. ¿Está nublado ahora?



3. ¿Hace viento ahora?



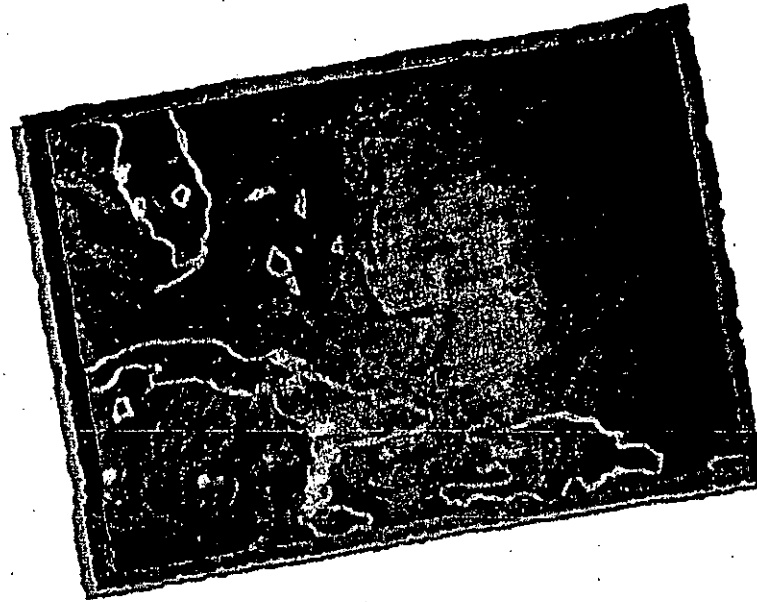
4. ¿Está lloviendo ahora?



5. ¿Está nevando ahora?



6. ¿Hace buen tiempo ahora?



Una tormenta en el océano

ENTRE AMIGOS



Make a calendar like the one below. For one week, keep track of the weather where you live. Then get together with a partner and compare your calendars. Did you observe the same kinds of weather?

lunes	martes	miércoles	jueves	viernes	sábado	domingo
12	13	14	15	16	17	18
hace viento	está nublado	está nevando	hace frío	hace frío	hace sol	está nublado

